

Digital Modulation

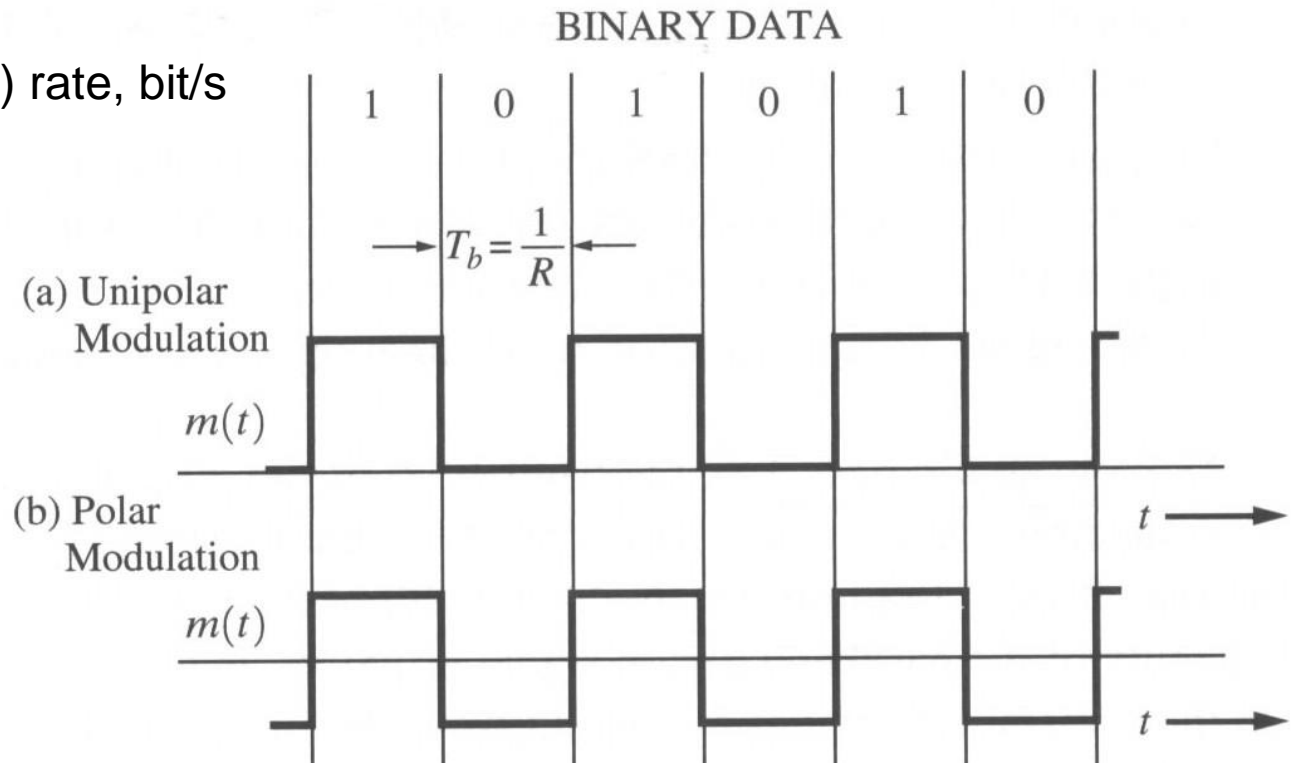
- On-Off keying (OOK), or amplitude shift keying (ASK)
- Phase shift keying (PSK), particularly binary PSK (BPSK)
- Frequency shift keying
- Typical spectra
- Modulation/demodulation principles
- Main difference between digital and analog systems: goal of transmission.
- Advantages of digital modulation:
 - ❑ More flexibility through DSP (processing, services, etc.)
 - ❑ Noise/interference immunity; security
 - ❑ Fits to computer/data communications/Internet

Baseband Binary Modulation

- Binary data representation: 0 or 1.
- Unipolar modulation: high level (e.g., 5V) / zero, or 1/0
- Bipolar modulation: +high level / -high level, or +1/-1

$$R = \frac{1}{T_b} \text{ bit (data) rate, bit/s}$$

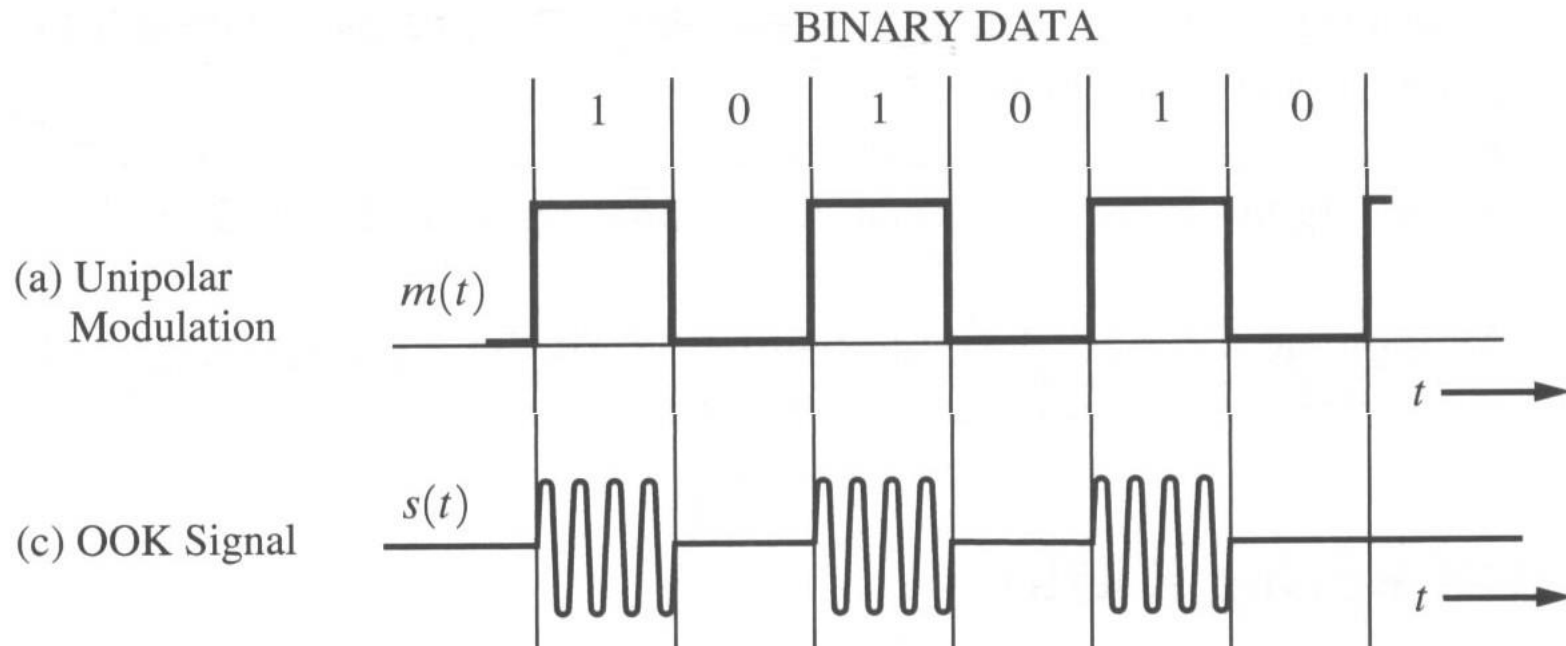
NRZ →



L.W. Couch II, Digital and Analog Communication Systems, Prentice Hall, 2001.

Amplitude Shift Keying (ASK)

- Switch on-off the carrier:



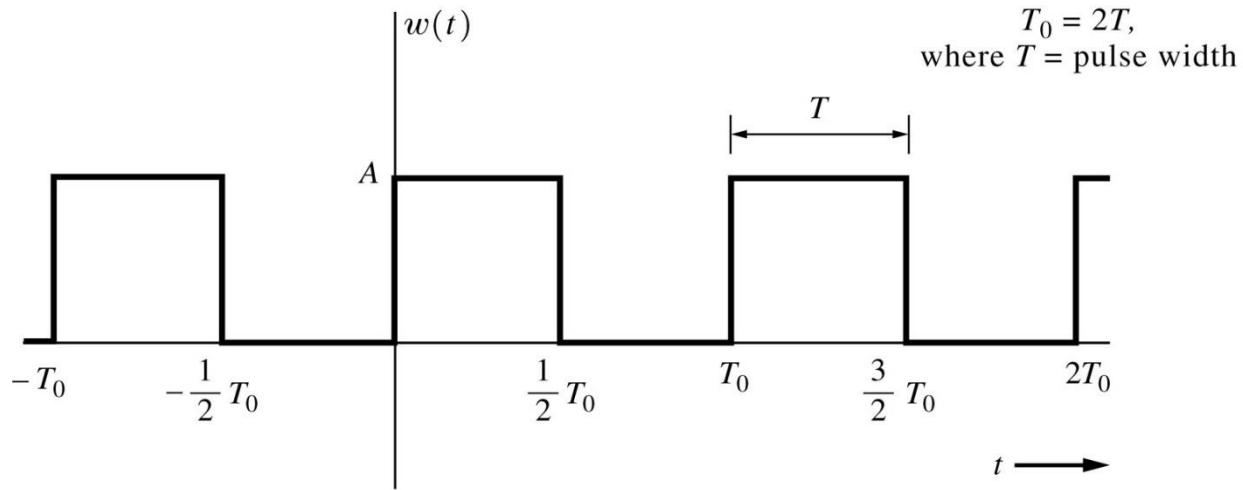
L.W. Couch II, Digital and Analog Communication Systems, Prentice Hall, 2001.

- Signal representation:
- Is it similar to something?
- Signal spectrum?

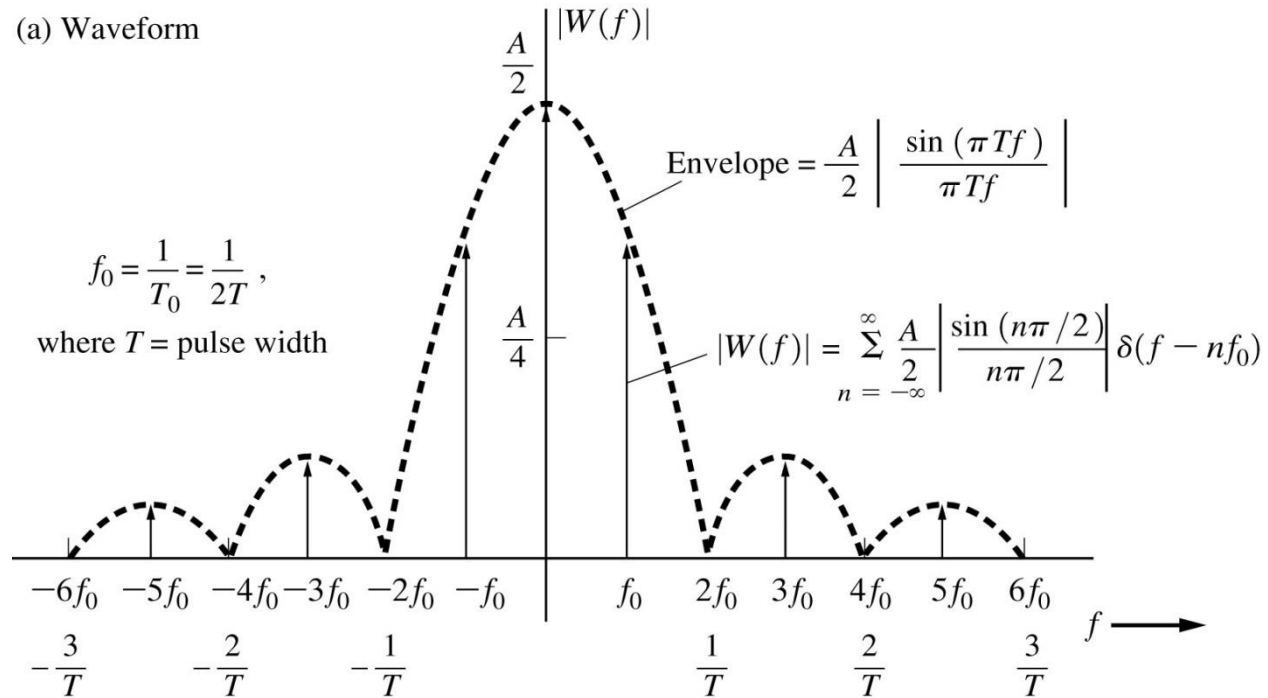
$$x(t) = A_c m(t) \cos(2\pi f_c t)$$

binary ASK: $m(t) = 1$ or 0

general case: a fixed number of levels



(a) Waveform



(b) Magnitude Spectrum

Amplitude Shift Keying (ASK)

- Signal spectrum (FT):

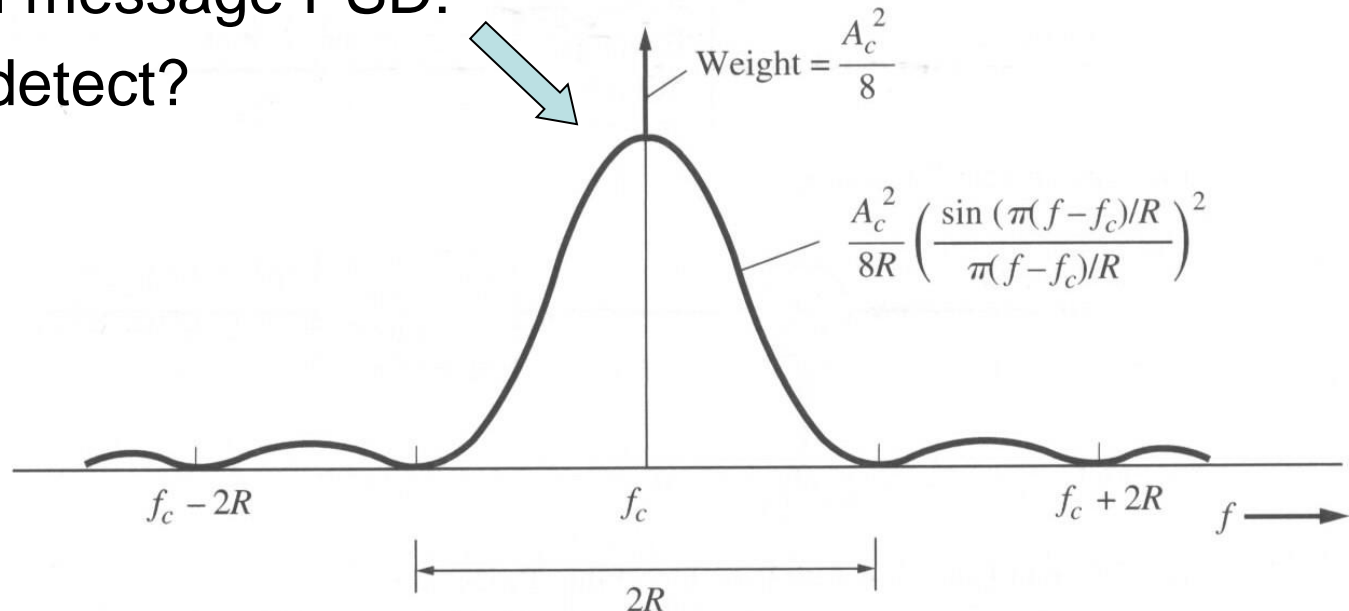
$$S_x(f) = \frac{A_c}{2} [S_m(f - f_c) + S_m(f + f_c)]$$

- Square-wave message:

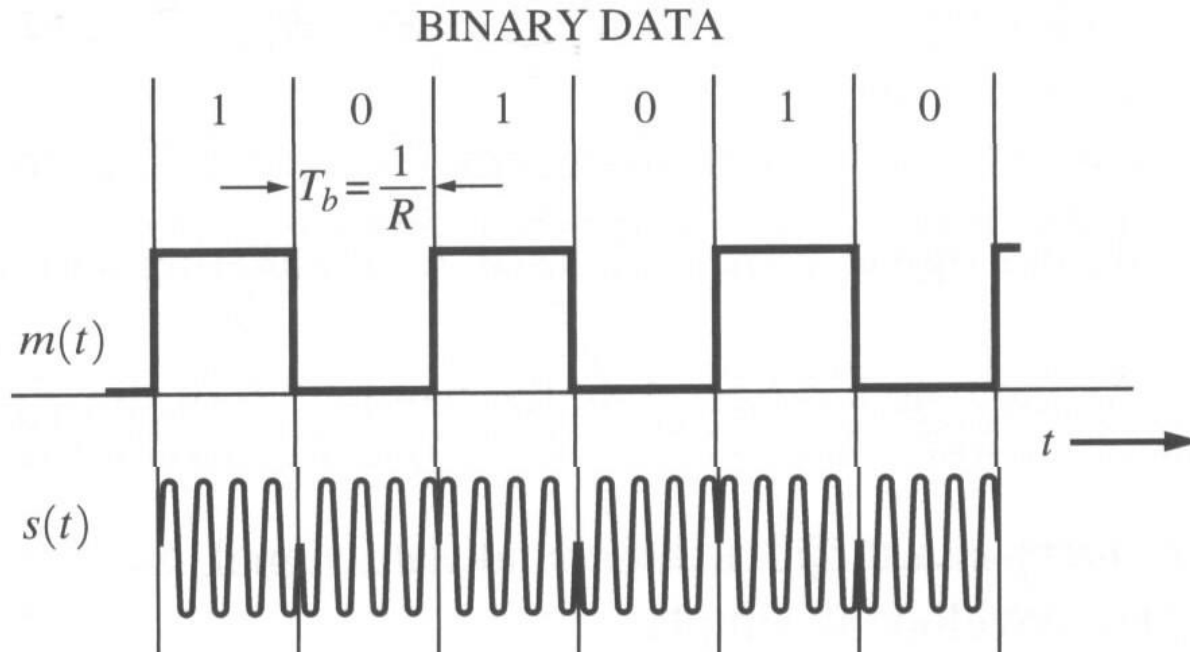
$$S_m(f) = \sum_{n=-\infty}^{+\infty} c_n \delta(f - nf_0),$$

$$c_n = \frac{1}{2} \text{sinc}\left(\frac{n}{2}\right) e^{j\frac{\pi}{2}n}, \quad f_0 = \frac{1}{2T_b} = \frac{R}{2}$$

- Random message PSD:
- How to detect?



Binary Phase Shift Keying

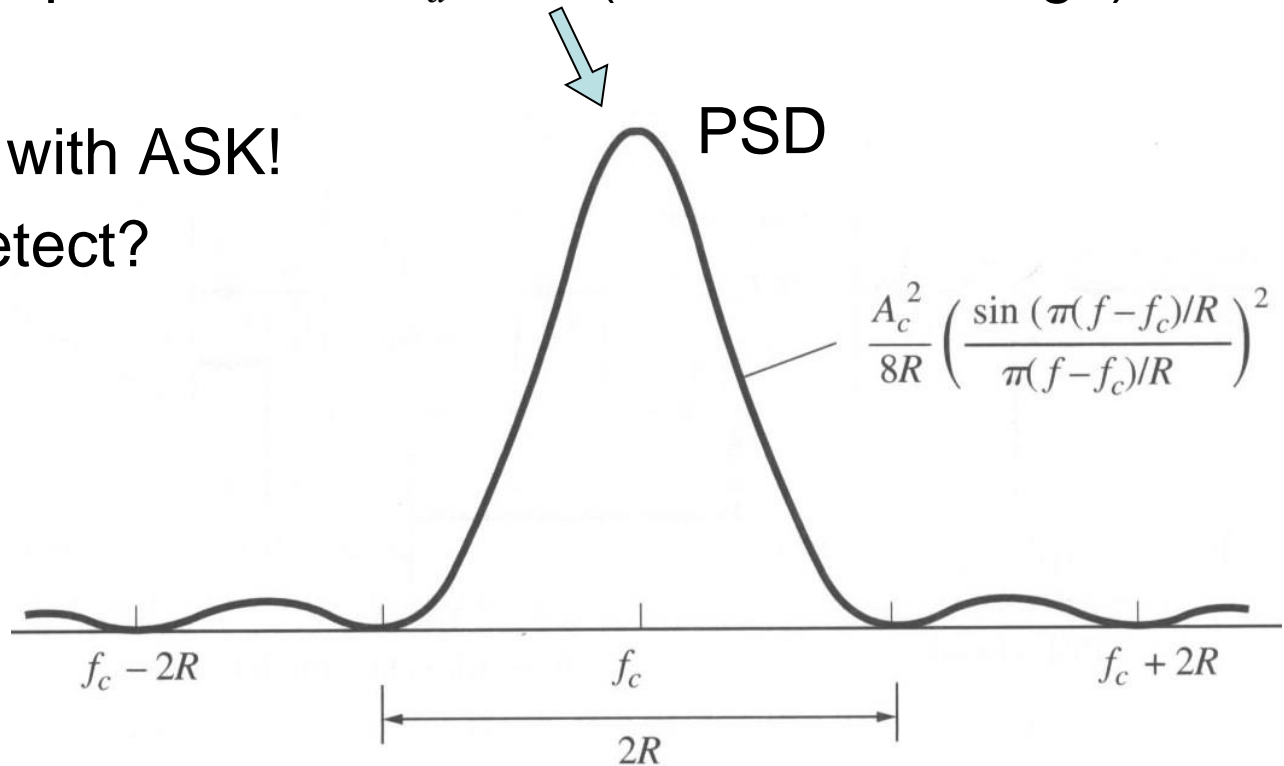


L.W. Couch II, Digital and Analog Communication Systems, Prentice Hall, 2001.

- BPSK signal representation: $x(t) = A_c \cos(\omega_c t + \Delta\phi \cdot m(t))$
where $m(t) = \pm 1$ is bipolar message.
- Another form of the BPSK signal -> $x(t) = A_c \cos \Delta\phi \cos \omega_c t - A_c \sin \Delta\phi \cdot m(t) \sin \omega_c t$

Binary Phase Shift Keying

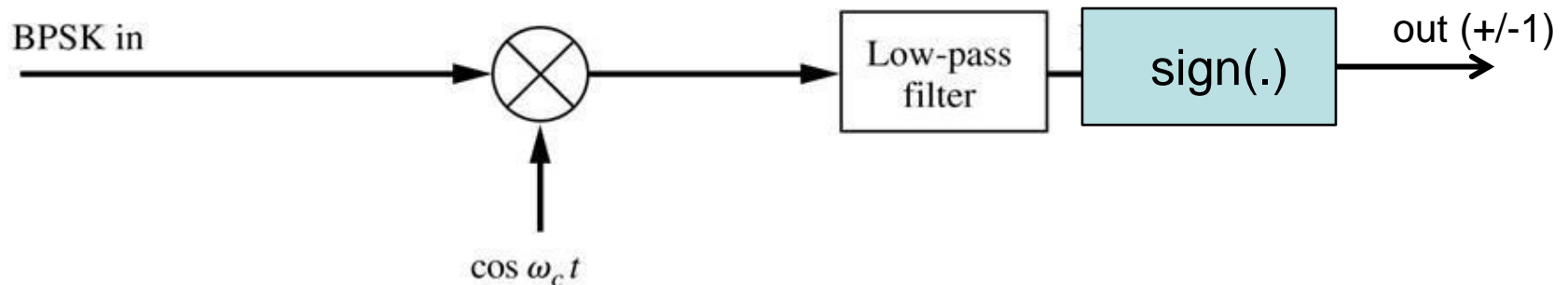
- Digital modulation index: $\beta_d = \frac{2\Delta\phi}{\pi}$
- Important special case $\beta_d = 1$ (random message)
- Compare with ASK!
- How to detect?



L.W. Couch II, Digital and Analog Communication Systems, Prentice Hall, 2001.

Detection of BPSK

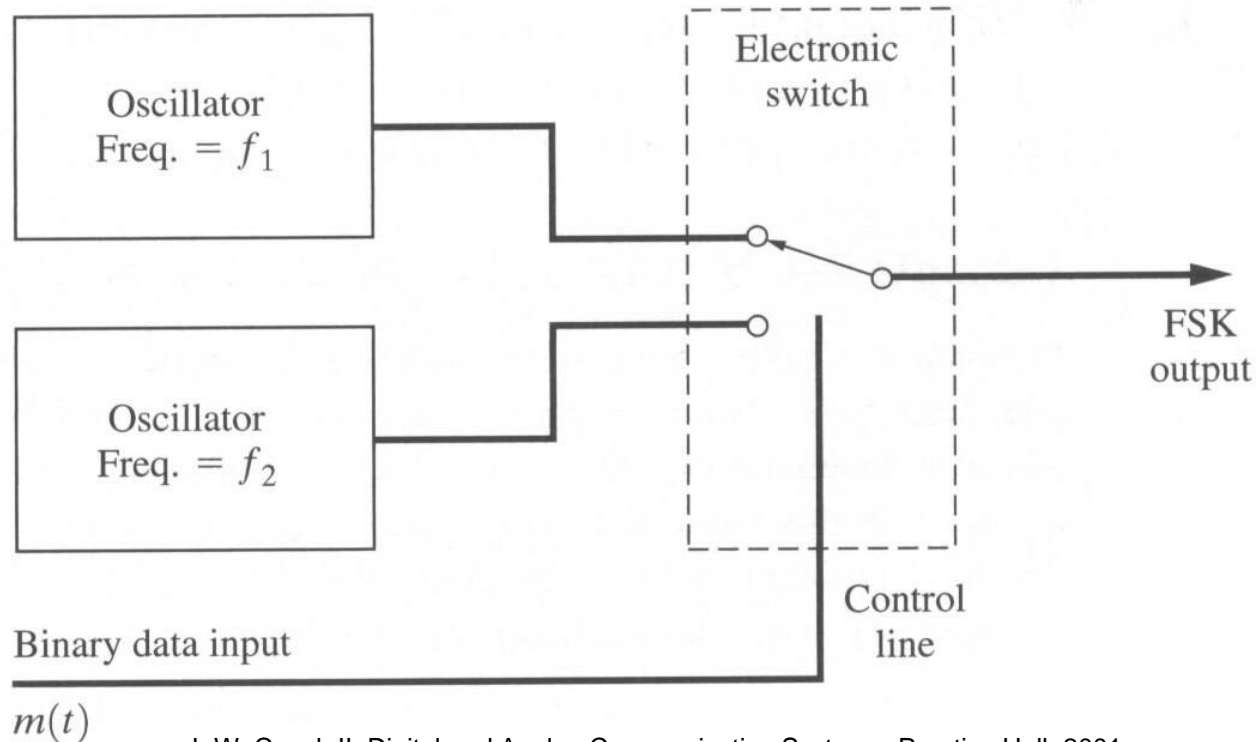
- Same as analog PM
- Add a quantizer ($\text{sign}(\cdot)$ function) to improve performance (noise immunity)



(a) Detection of BPSK (Coherent Detection)

Frequency Shift Keying

- Discontinuous FSK: $x(t) = \begin{cases} A_c \cos(\omega_1 t + \theta_1), & \text{mark (1)} \\ A_c \cos(\omega_2 t + \theta_2), & \text{space (0)} \end{cases}$

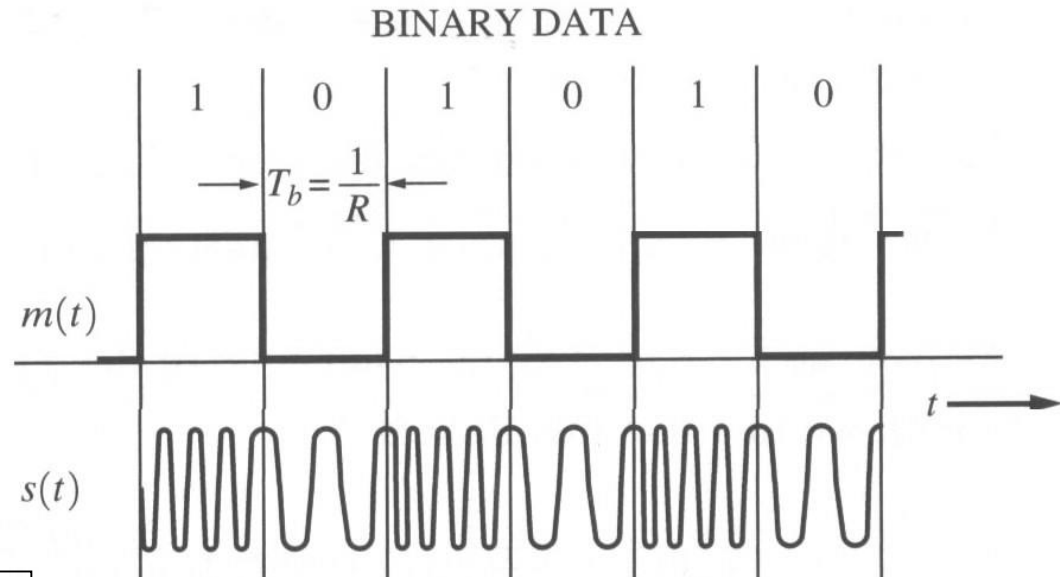


L.W. Couch II, Digital and Analog Communication Systems, Prentice Hall, 2001.

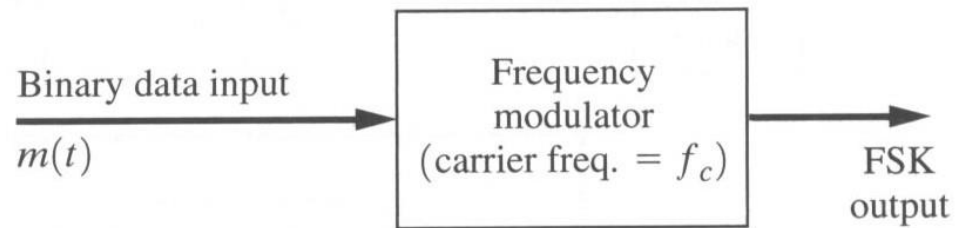
Not popular (spectral noise + PLL problems)

Frequency Shift Keying

- Continuous FSK:



$$x(t) = A_c \cos \left(\omega_c t + \Delta\Omega \int_0^t m(\tau) d\tau \right)$$



L.W. Couch II, Digital and Analog Communication Systems, Prentice Hall, 2001.

Pulse-Amplitude Modulation (PAM)

- Baseband modulation (no carrier yet)
- Baseband signal represents digital data (e.g. binary)
- PAM: a conversion of an analog signal to a pulse-type signal in which the pulse amplitude carries the analog information.
- This is the 1st step in converting an analog signal (waveform) to a digital signal.

$$\{b_1 \dots b_n\} \rightarrow \{A_1 \dots A_n\} \rightarrow x(t) = \sum_{k=1}^n A_k s(t - kT)$$

- Bandwidth, with = in most cases:

$$\Delta f_x \leq \Delta f_s$$

Pulse-Amplitude Modulation

- Based on the sampling theorem: analog band-limited (to F_{max}) signal can be represented by its samples taken at $f_s \geq 2F_{max}$
- PAM provides pulse-like waveform that contains the same information as the original analog signal. Pulse rate [pulses/s] is the same as f_s .
- Pulse shape can be any. Discuss rectangular pulse waveform first.
- Two types of sampling: natural sampling (gating) and instantaneous sampling (flat-top or sample-and-hold), see Lec. 4.

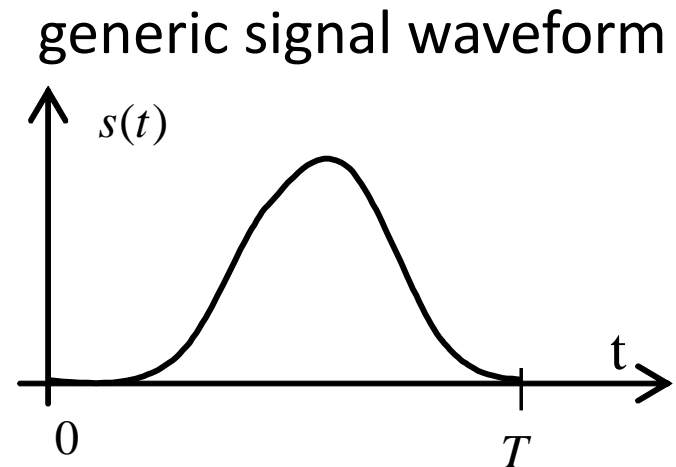
Baseband PAM: Generic Case

- Basic pulse shape is not necessarily rectangular. The information is represented by the pulse amplitude A_m .
- M-ary PAM signal waveform:

$$x_m(t) = A_m s(t), \quad m = 1, 2, \dots, M, \quad 0 \leq t \leq T$$

- $s(t)$ – signal waveform, T – symbol interval, M – the number of symbols.
- The information transmitted by one symbol:
 $n_b = \log_2 M$ [bits]
- Transmitted signal sequence

$$x_T(t) = \sum_k A_k s(t - kT)$$



PAM: Energy, Spectrum

- Baseband signal energy: $E_m = \int_0^T x_m^2(t) dt = A_m^2 E_s, E_s = \int_0^T s^2(t) dt$
- Depends on m.

- Bandpass PAM signal:

$$x_m(t) = A_m s(t) \cos \omega_c t, m = 1, 2, \dots, M, 0 \leq t \leq T$$

- Its spectrum (FT): $S_{x_m}(f) = \frac{A_m}{2} (S_s(f - f_c) + S_s(f + f_c))$

- It is DSB-SC signal! The bandwidth is twice of that of baseband signal.

- Bandpass signal energy: $E_m = \int_0^T x_m^2(t) dt = \frac{A_m^2}{2} E_s$

- Similar modulation formats: PPM, PWM.

Summary

- Basic digital modulation formats. Unipolar and bipolar NRZ baseband signals. ASK (OOK), PSK and FSK. Spectra and bandwidth.
- PAM. Instantaneous and flat-top sampling. Spectra of sampled signals. Recovery (demodulation) of the original signal. Generic form of a PAM signal.
- **Homework**: Reading: Couch, 3.1, 3.2, 5.9. Study carefully all the examples, make sure you understand and can solve them with the book closed.