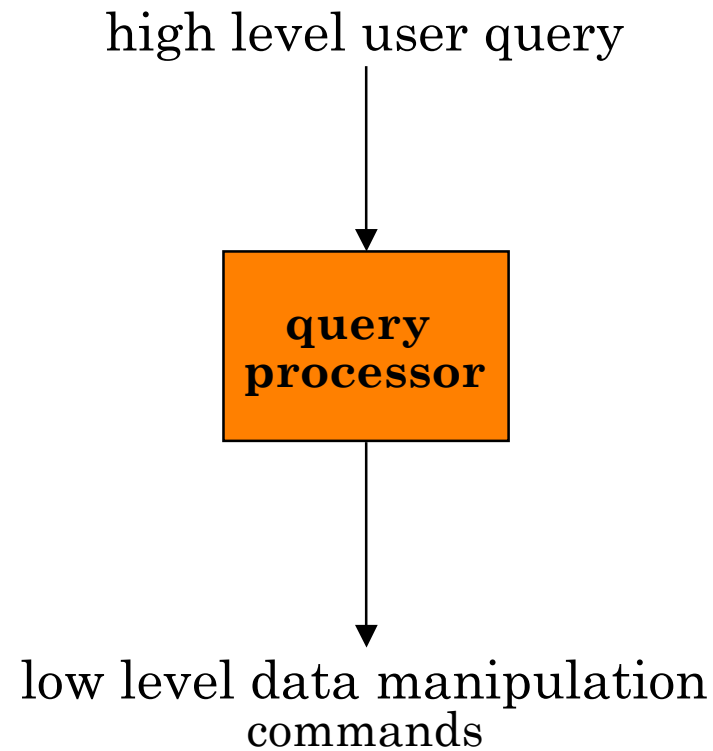


Outline

- Introduction
- Background
- Distributed DBMS Architecture
- Distributed Database Design
- Semantic Data Control
- Distributed Query Processing
 - ▣ Query Processing Methodology
 - ▣ Distributed Query Optimization
- Distributed Transaction Management
- Parallel Database Systems
- Distributed Object DBMS
- Database Interoperability
- Current Issues

Query Processing



Query Processing Components

- Query language that is used
 - SQL: “intergalactic dataspeak”
- Query execution methodology
 - The steps that one goes through in executing high-level (declarative) user queries.
- Query optimization
 - How do we determine the “best” execution plan?

Selecting Alternatives

```
SELECT  ENAME
FROM    EMP, ASG
WHERE   EMP.ENO = ASG.ENO
AND     DUR > 37
```

Strategy 1

$$\Pi_{ENAME}(\sigma_{DUR>37 \wedge EMP.ENO=ASG.ENO}(EMP \times ASG))$$

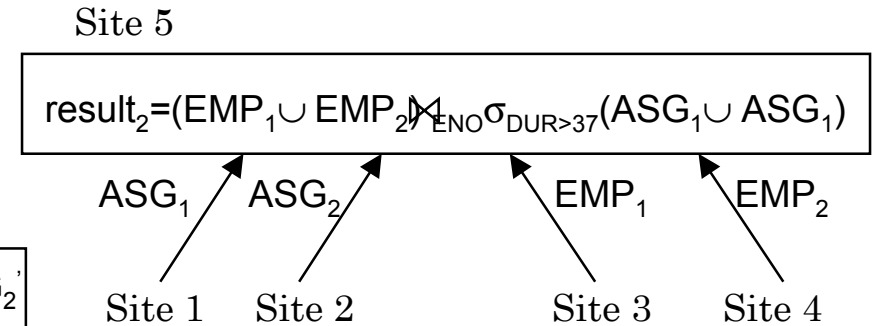
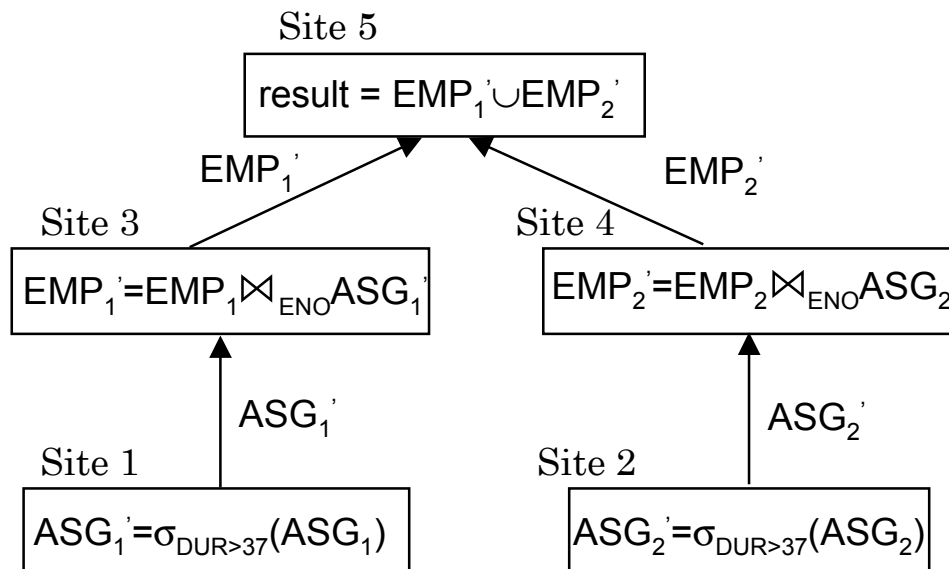
Strategy 2

$$\Pi_{ENAME}(EMP \bowtie_{ENO}(\sigma_{DUR>37}(ASG)))$$

Strategy 2 avoids Cartesian product, so is “better”

What is the Problem?

<u>Site 1</u>	<u>Site 2</u>	<u>Site 3</u>	<u>Site 4</u>	<u>Site 5</u>
$ASG_1 = \sigma_{ENO \leq "E3"}(ASG)$	$ASG_2 = \sigma_{ENO > "E3"}(ASG)$	$EMP_1 = \sigma_{ENO \leq "E3"}(EMP)$	$EMP_2 = \sigma_{ENO > "E3"}(EMP)$	Result



Cost of Alternatives

■ Assume:

▣ $size(EMP) = 400, size(ASG) = 1000$

▣ tuple access cost = 1 unit; tuple transfer cost = 10 units

■ Strategy 1

① produce ASG': $(10+10)*\text{tuple access cost}$	20
② transfer ASG' to the sites of EMP: $(10+10)*\text{tuple transfer cost}$	200
③ produce EMP': $(10+10) * \text{tuple access cost} * 2$	40
④ transfer EMP' to result site: $(10+10) * \text{tuple transfer cost}$	<u>200</u>
Total cost	460

■ Strategy 2

① transfer EMP to site 5: $400 * \text{tuple transfer cost}$	4,000
② transfer ASG to site 5: $1000 * \text{tuple transfer cost}$	10,000
③ produce ASG': $1000 * \text{tuple access cost}$	1,000
④ join EMP and ASG': $400 * 20 * \text{tuple access cost}$	<u>8,000</u>
Total cost	23,000

Query Optimization Objectives

Minimize a cost function

I/O cost + CPU cost + communication cost

These might have different weights in different distributed environments

Wide area networks

- ▣ communication cost will dominate
 - ◆ low bandwidth
 - ◆ low speed
 - ◆ high protocol overhead
- ▣ most algorithms ignore all other cost components

Local area networks

- ▣ communication cost not that dominant
- ▣ total cost function should be considered

Can also **maximize throughput**

Complexity of Relational Operations

■ Assume

- ▣ relations of cardinality n
- ▣ sequential scan

Operation	Complexity
Select Project (without duplicate elimination)	$O(n)$
Project (with duplicate elimination) Group	$O(n \log n)$
Join Semi-join Division Set Operators	$O(n \log n)$
Cartesian Product	$O(n^2)$

Query Optimization Issues – Types of Optimizers

■ Exhaustive search

- cost-based
- optimal
- combinatorial complexity in the number of relations

■ Heuristics

- not optimal
- regroup common sub-expressions
- perform selection, projection first
- replace a join by a series of semijoins
- reorder operations to reduce intermediate relation size
- optimize individual operations

Query Optimization Issues – Optimization Granularity

- Single query at a time

- cannot use common intermediate results

- Multiple queries at a time

- efficient if many similar queries

- decision space is much larger

Query Optimization Issues – Optimization Timing

■ Static

- ▣ compilation optimize prior to the execution
- ▣ difficult to estimate the size of the intermediate results
error propagation
- ▣ can amortize over many executions
- ▣ R*

■ Dynamic

- ▣ run time optimization
- ▣ exact information on the intermediate relation sizes
- ▣ have to reoptimize for multiple executions
- ▣ Distributed INGRES

■ Hybrid

- ▣ compile using a static algorithm
- ▣ if the error in estimate sizes $>$ threshold, reoptimize at run time
- ▣ MERMAID

Query Optimization Issues – Statistics

■ Relation

- ▣ cardinality
- ▣ size of a tuple
- ▣ fraction of tuples participating in a join with another relation

■ Attribute

- ▣ cardinality of domain
- ▣ actual number of distinct values

■ Common assumptions

- ▣ **independence** between different attribute values
- ▣ **uniform distribution** of attribute values within their domain

Query Optimization Issues – Decision Sites

■ Centralized

- single site determines the “best” schedule
- simple
- need knowledge about the entire distributed database

■ Distributed

- cooperation among sites to determine the schedule
- need only local information
- cost of cooperation

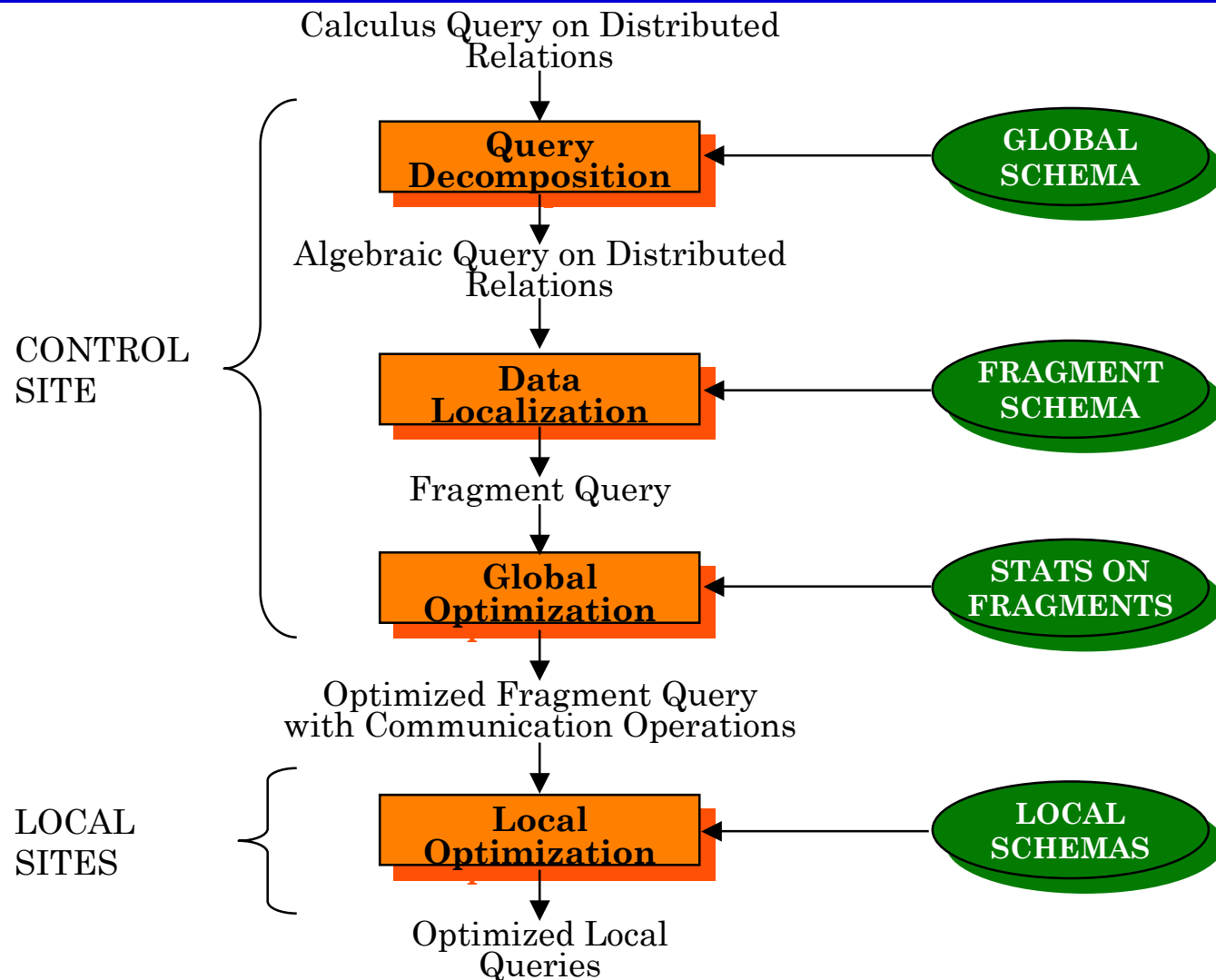
■ Hybrid

- one site determines the global schedule
- each site optimizes the local subqueries

Query Optimization Issues – Network Topology

- **Wide area networks (WAN)** – point-to-point
 - characteristics
 - ◆ low bandwidth
 - ◆ low speed
 - ◆ high protocol overhead
 - communication cost will dominate; ignore all other cost factors
 - global schedule to minimize communication cost
 - local schedules according to centralized query optimization
- **Local area networks (LAN)**
 - communication cost not that dominant
 - total cost function should be considered
 - broadcasting can be exploited (joins)
 - special algorithms exist for star networks

Distributed Query Processing Methodology



Step 1 – Query Decomposition

Input : Calculus query on global relations

■ Normalization

- ⇒ manipulate query quantifiers and qualification

■ Analysis

- ⇒ detect and reject “incorrect” queries
- ⇒ possible for only a subset of relational calculus

■ Simplification

- ⇒ eliminate redundant predicates

■ Restructuring

- ⇒ calculus query algebraic query
- ⇒ more than one translation is possible
- ⇒ use transformation rules

Normalization

- Lexical and syntactic analysis

- check validity (similar to compilers)
- check for attributes and relations
- type checking on the qualification

- Put into **normal form**

- Conjunctive normal form

$$(p_{11} \vee p_{12} \vee \dots \vee p_{1n}) \wedge \dots \wedge (p_{m1} \vee p_{m2} \vee \dots \vee p_{mn})$$

- Disjunctive normal form

$$(p_{11} \wedge p_{12} \wedge \dots \wedge p_{1n}) \vee \dots \vee (p_{m1} \wedge p_{m2} \wedge \dots \wedge p_{mn})$$

- OR's mapped into union

- AND's mapped into join or selection

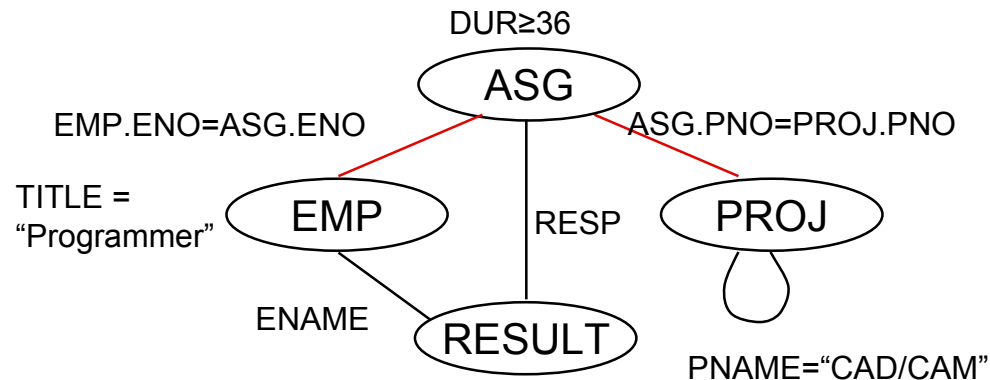
Analysis

- Refute incorrect queries
- Type incorrect
 - If any of its attribute or relation names are not defined in the global schema
 - If operations are applied to attributes of the wrong type
- Semantically incorrect
 - Components do not contribute in any way to the generation of the result
 - Only a subset of relational calculus queries can be tested for correctness
 - Those that do not contain disjunction and negation
 - To detect
 - ◆ connection graph (query graph)
 - ◆ join graph

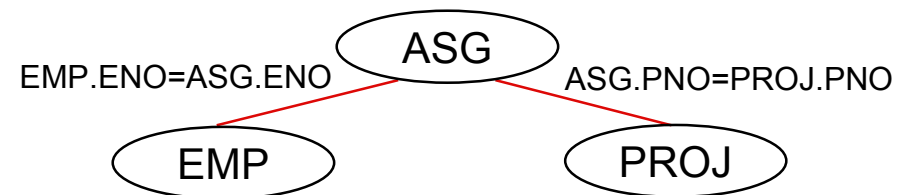
Analysis – Example

```
SELECT      ENAME, RESP
FROM        EMP, ASG, PROJ
WHERE       EMP.ENO = ASG.ENO
AND         ASG.PNO = PROJ.PNO
AND         PNAME = "CAD/CAM"
AND         DUR ≥ 36
AND         TITLE = "Programmer"
```

Query graph



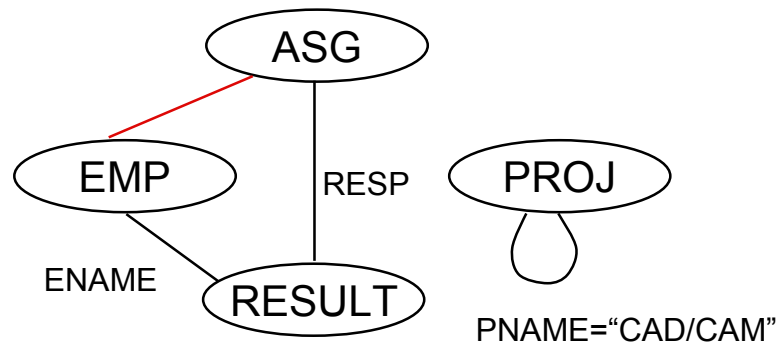
Join graph



Analysis

If the query graph is not connected, the query is wrong.

```
SELECT  ENAME, RESP
FROM    EMP, ASG, PROJ
WHERE   EMP.ENO = ASG.ENO
AND     PNAME = "CAD/CAM"
AND     DUR ≥ 36
AND     TITLE = "Programmer"
```



Simplification

- Why simplify?
 - Remember the example
- How? Use transformation rules
 - elimination of redundancy
 - ◆ idempotency rules
 - $p_1 \wedge \neg(p_1) \Leftrightarrow \text{false}$
 - $p_1 \wedge (p_1 \vee p_2) \Leftrightarrow p_1$
 - $p_1 \vee \text{false} \Leftrightarrow p_1$
 - ...
 - application of transitivity
 - use of integrity rules

Simplification – Example

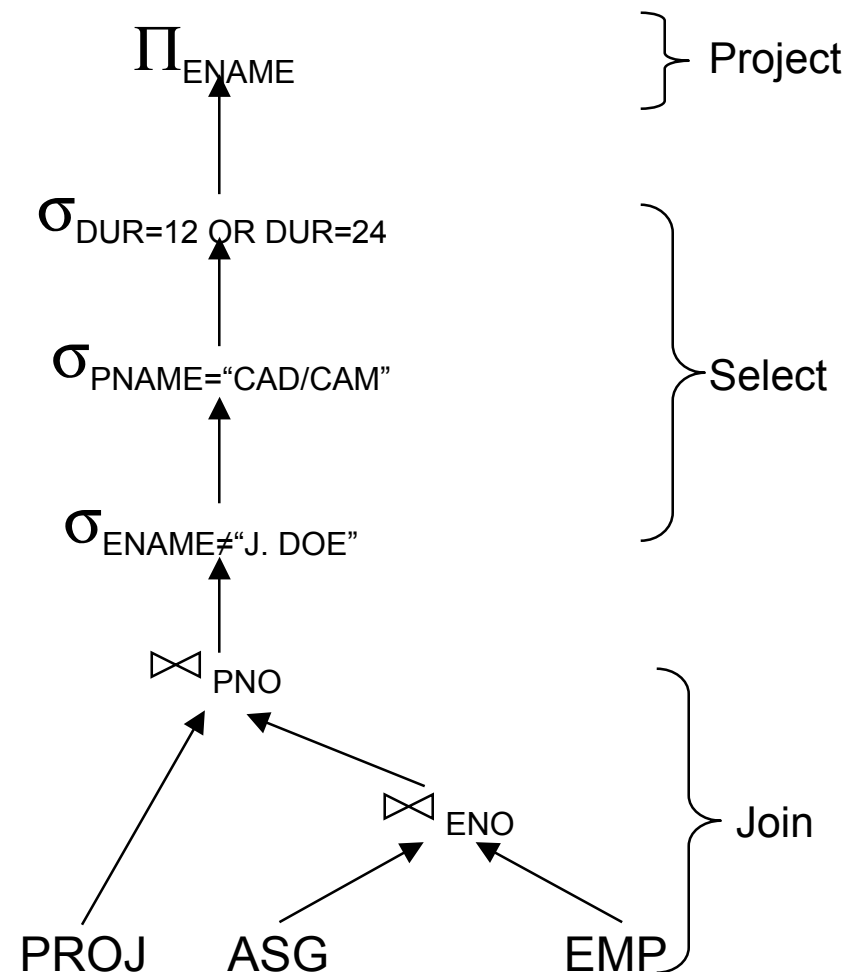
```
SELECT      TITLE
FROM        EMP
WHERE       EMP.ENAME = "J. Doe"
OR          (NOT (EMP.TITLE = "Programmer"))
AND         (EMP.TITLE = "Programmer"
OR          EMP.TITLE = "Elect. Eng.")
AND         NOT (EMP.TITLE = "Elect. Eng."))
```

```
SELECT      TITLE
FROM        EMP
WHERE       EMP.ENAME = "J. Doe"
```

Restructuring

- Convert relational calculus to relational algebra
- Make use of query trees
- Example
Find the names of employees other than J. Doe who worked on the CAD/CAM project for either 1 or 2 years.

```
SELECT  ENAME
FROM    EMP, ASG, PROJ
WHERE   EMP.ENO = ASG.ENO
AND     ASG.PNO = PROJ.PNO
AND     ENAME ≠ "J. Doe"
AND     PNAME = "CAD/CAM"
AND     (DUR = 12 OR DUR = 24)
```



Restructuring – Transformation Rules

■ Commutativity of binary operations

$$\Rightarrow R \times S \Leftrightarrow S \times R$$

$$\Rightarrow R \bowtie S \Leftrightarrow S \bowtie R$$

$$\Rightarrow R \cup S \Leftrightarrow S \cup R$$

■ Associativity of binary operations

$$\Rightarrow (R \times S) \times T \Leftrightarrow R \times (S \times T)$$

$$\Rightarrow (R \bowtie S) \bowtie T \Leftrightarrow R \bowtie (S \bowtie T)$$

■ Idempotence of unary operations

$$\Rightarrow \Pi_{A'}(\Pi_{A'}(R)) \Leftrightarrow \Pi_{A'}(R)$$

$$\Rightarrow \sigma_{p_1(A_1)}(\sigma_{p_2(A_2)}(R)) = \sigma_{p_1(A_1) \wedge p_2(A_2)}(R)$$

where $R[A]$ and $A' \subseteq A$, $A'' \subseteq A$ and $A' \subseteq A''$

■ Commuting selection with projection

Restructuring – Transformation Rules

■ Commuting selection with binary operations

$$\Rightarrow \sigma_{p(A)}(R \times S) \Leftrightarrow (\sigma_{p(A)}(R)) \times S$$

$$\Rightarrow \sigma_{p(A_i)}(R \bowtie_{(A_j, B_k)} S) \Leftrightarrow (\sigma_{p(A_i)}(R)) \bowtie_{(A_j, B_k)} S$$

$$\Rightarrow \sigma_{p(A_i)}(R \cup T) \Leftrightarrow \sigma_{p(A_i)}(R) \cup \sigma_{p(A_i)}(T)$$

where A_i belongs to R and T

■ Commuting projection with binary operations

$$\Rightarrow \Pi_C(R \times S) \Leftrightarrow \Pi_{A'}(R) \times \Pi_{B'}(S)$$

$$\Rightarrow \Pi_C(R \bowtie_{(A_j, B_k)} S) \Leftrightarrow \Pi_{A'}(R) \bowtie_{(A_j, B_k)} \Pi_{B'}(S)$$

$$\Rightarrow \Pi_C(R \cup S) \Leftrightarrow \Pi_C(R) \cup \Pi_C(S)$$

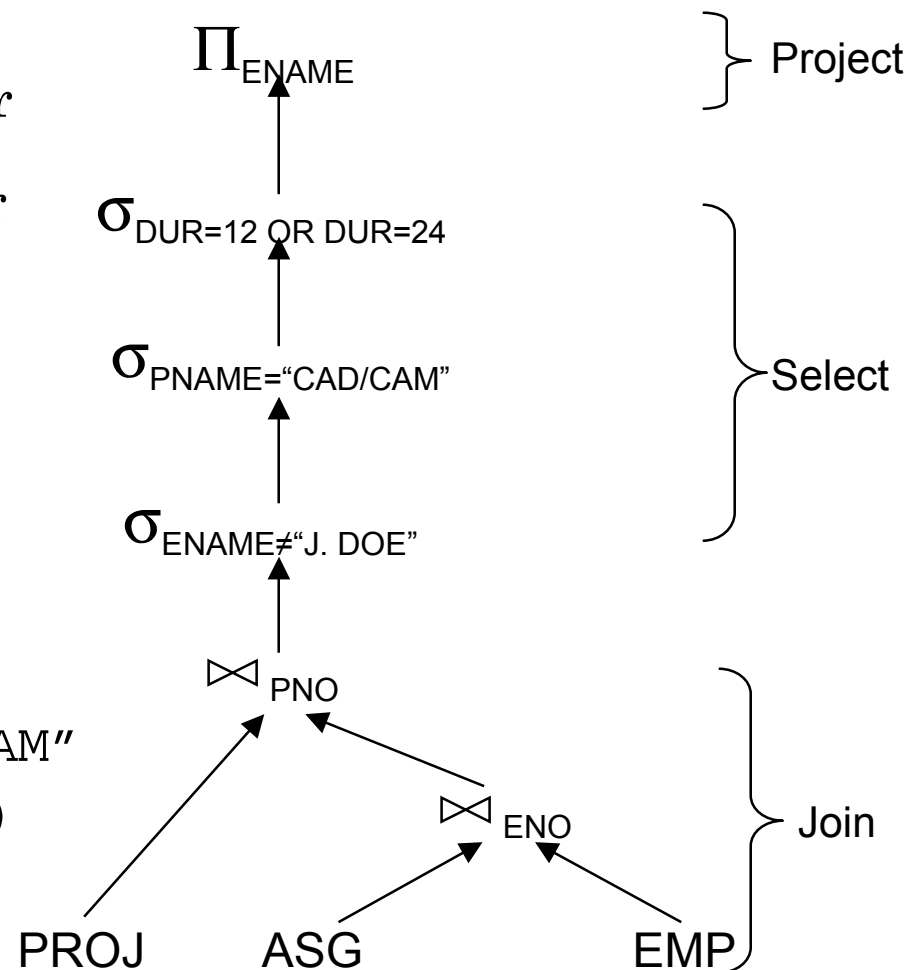
where $R[A]$ and $S[B]$; $C = A' \cup B'$ where $A' \subseteq A$, $B' \subseteq B$

Example

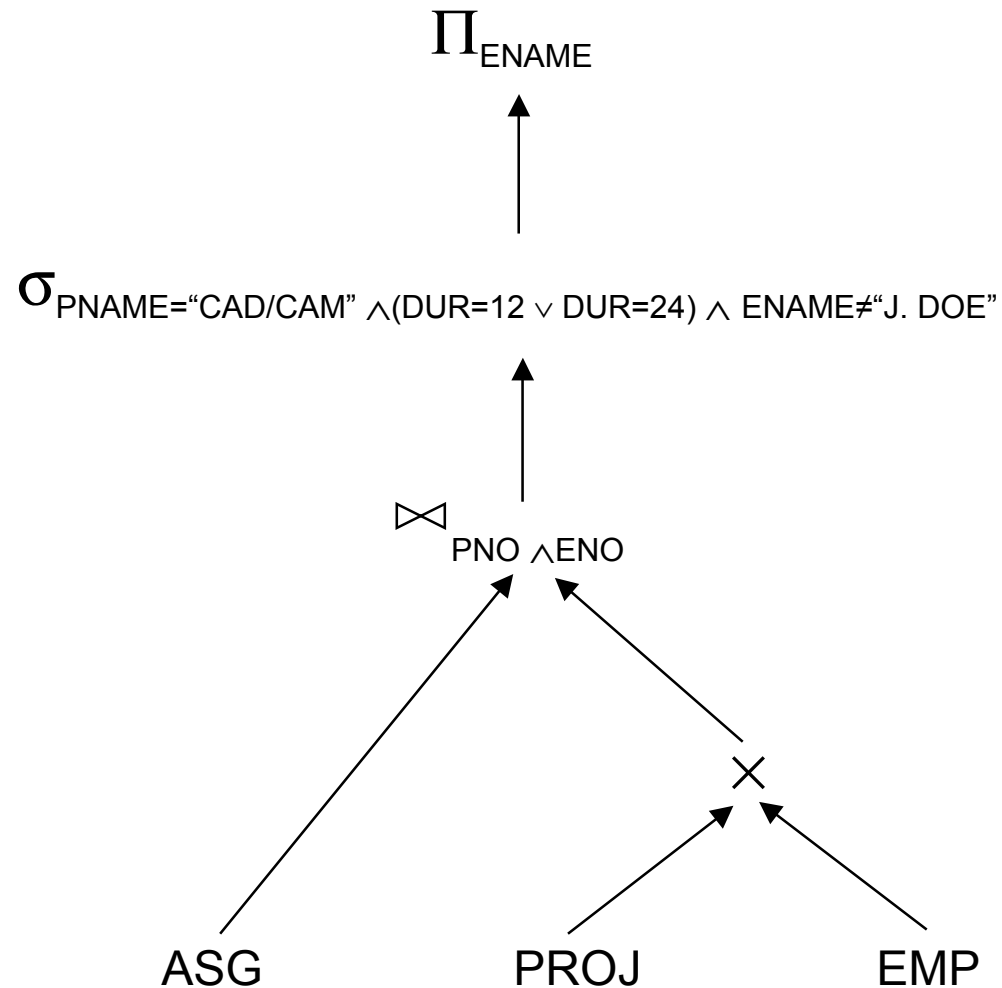
Recall the previous example:

Find the names of employees other than J. Doe who worked on the CAD/CAM project for either one or two years.

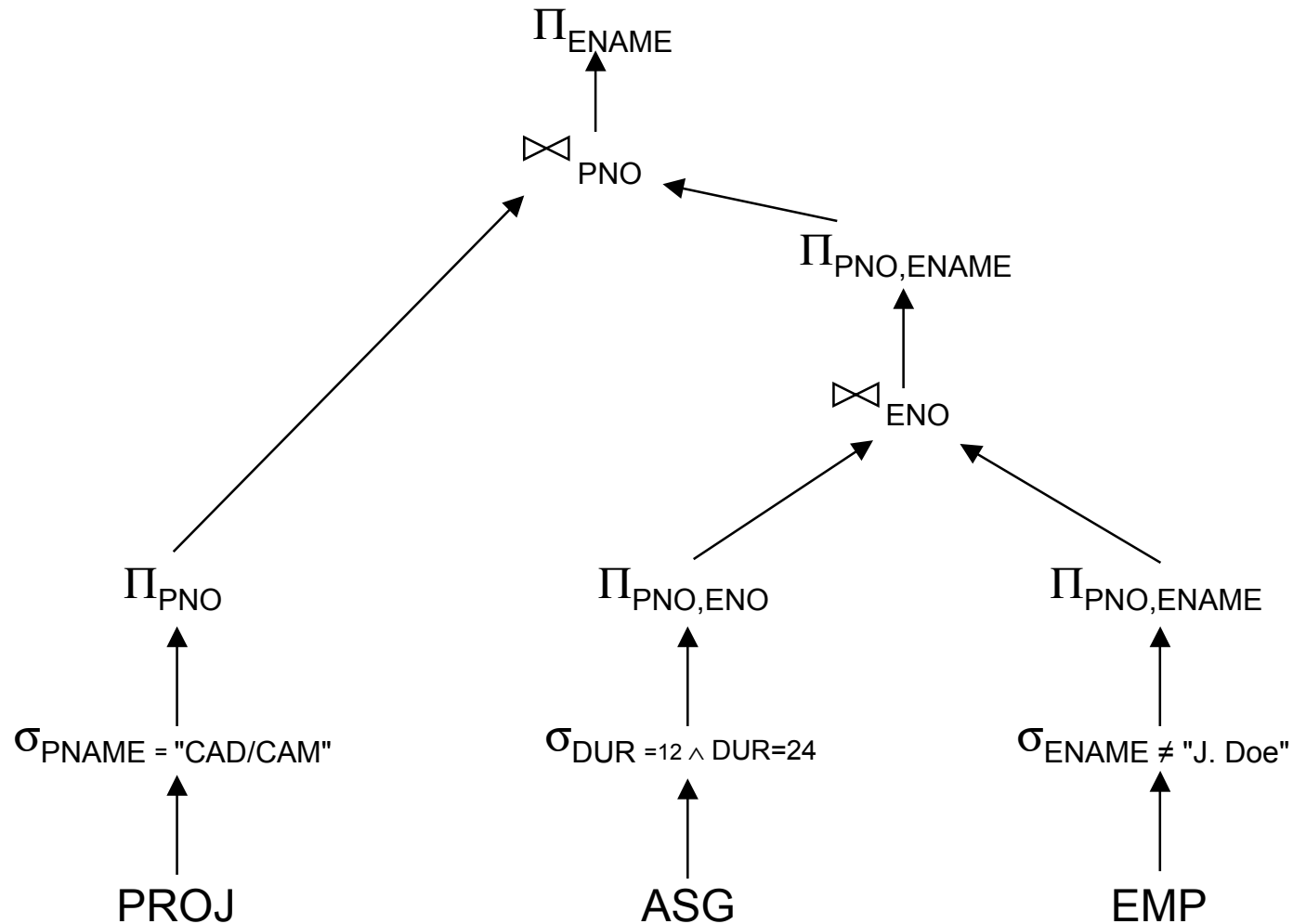
```
SELECT  ENAME
FROM    PROJ, ASG, EMP
WHERE   ASG.ENO=EMP.ENO
AND     ASG.PNO=PROJ.PNO
AND     ENAME≠"J. Doe"
AND     PROJ.PNAME="CAD/CAM"
AND     (DUR=12 OR DUR=24)
```



Equivalent Query



Restructuring



Step 2 – Data Localization

Input: Algebraic query on distributed relations

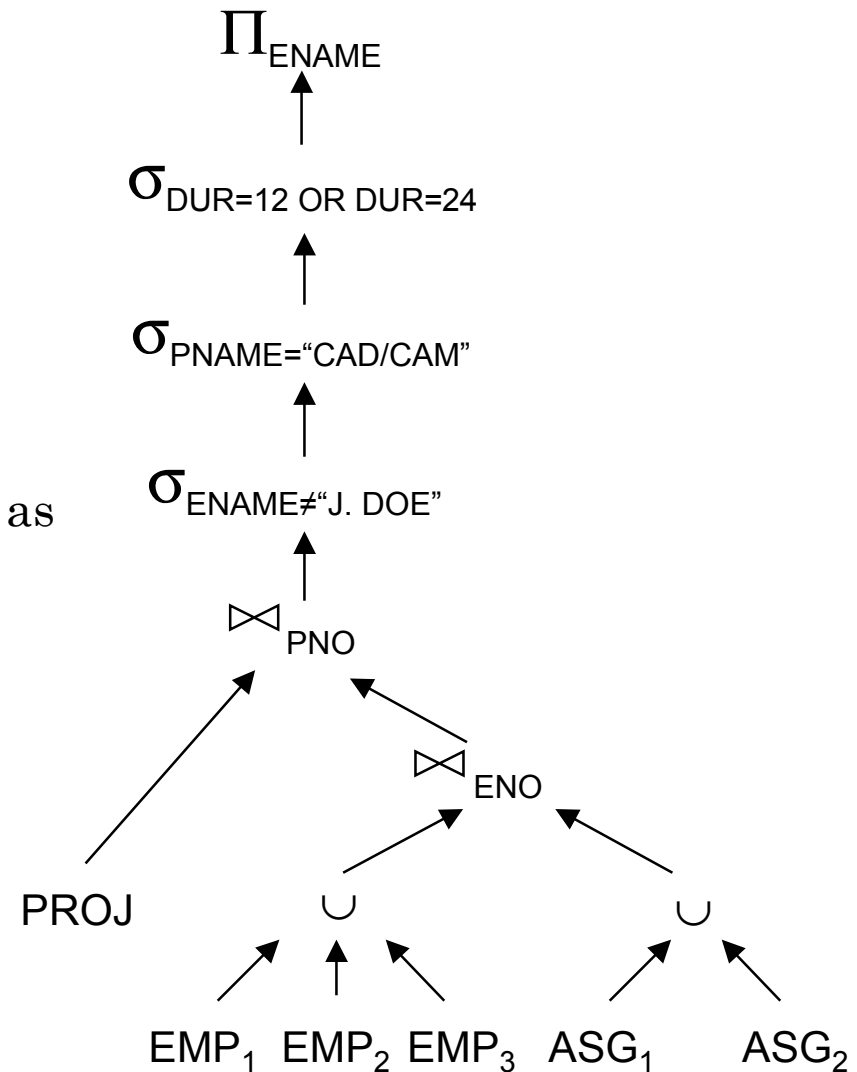
- Determine which fragments are involved
- Localization program
 - ▣ substitute for each global query its materialization program
 - ▣ optimize

Example

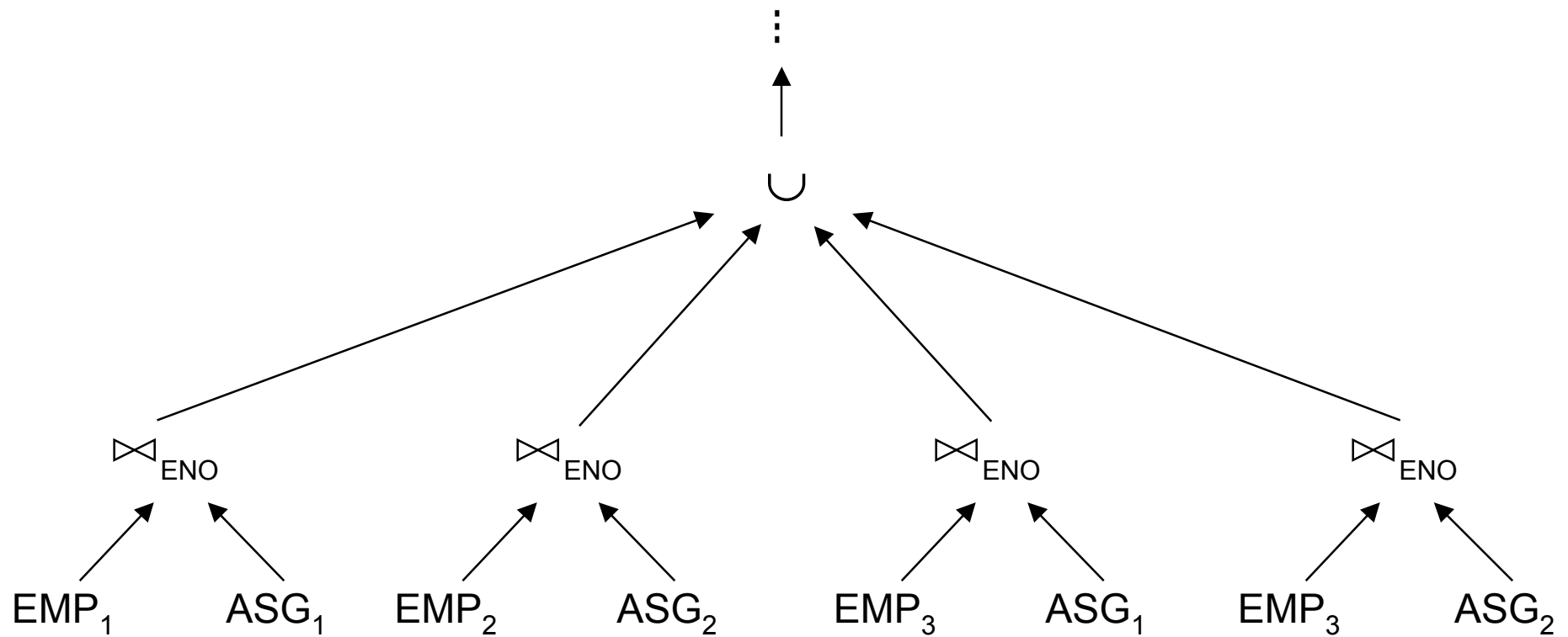
Assume

- ▶ EMP is fragmented into EMP_1 , EMP_2 , EMP_3 as follows:
 - ◆ $EMP_1 = \sigma_{ENO \leq "E3"}(EMP)$
 - ◆ $EMP_2 = \sigma_{"E3" < ENO \leq "E6"}(EMP)$
 - ◆ $EMP_3 = \sigma_{ENO \geq "E6"}(EMP)$
- ▶ ASG fragmented into ASG_1 and ASG_2 as follows:
 - ◆ $ASG_1 = \sigma_{ENO \leq "E3"}(ASG)$
 - ◆ $ASG_2 = \sigma_{ENO > "E3"}(ASG)$

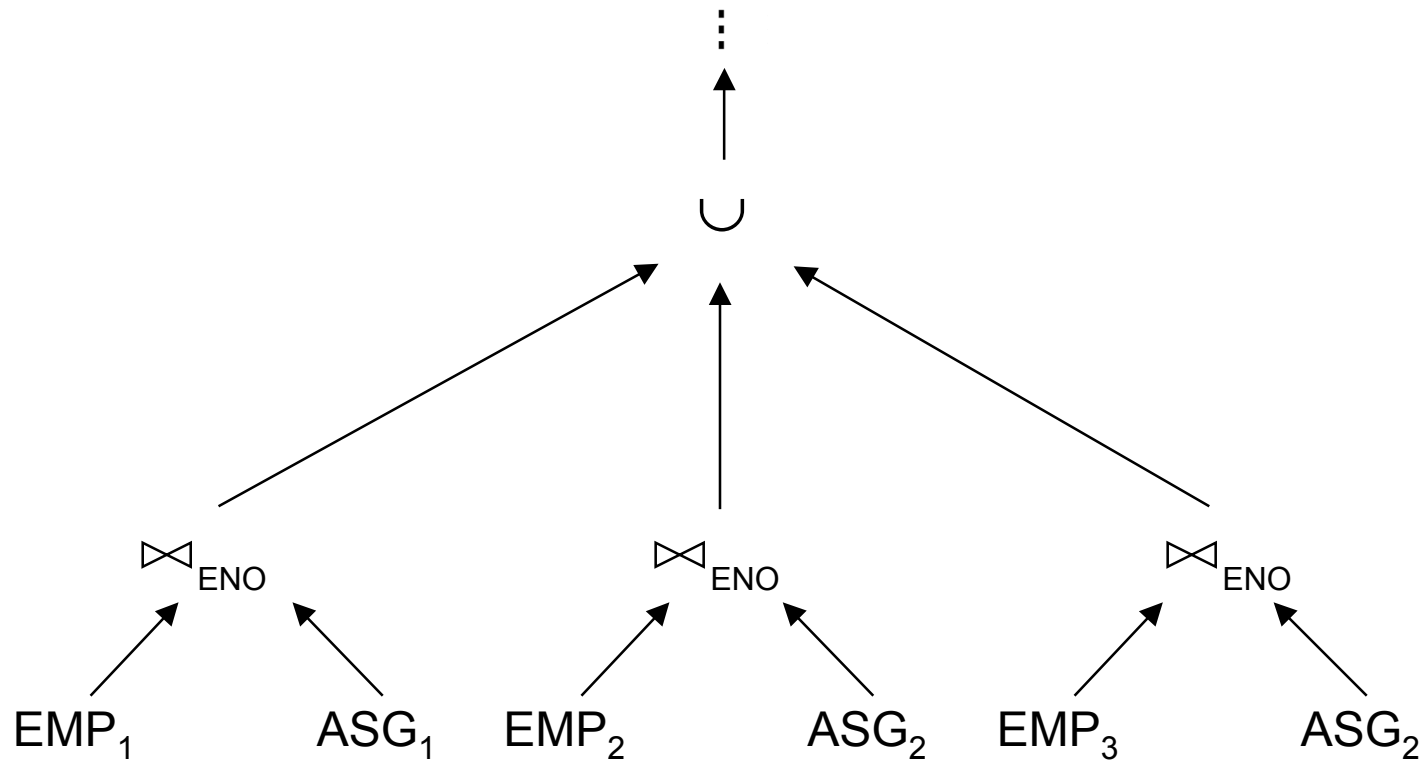
Replace EMP by $(EMP_1 \cup EMP_2 \cup EMP_3)$ and ASG by $(ASG_1 \cup ASG_2)$ in any query



Provides Parallelism



Eliminates Unnecessary Work



Reduction for PHF

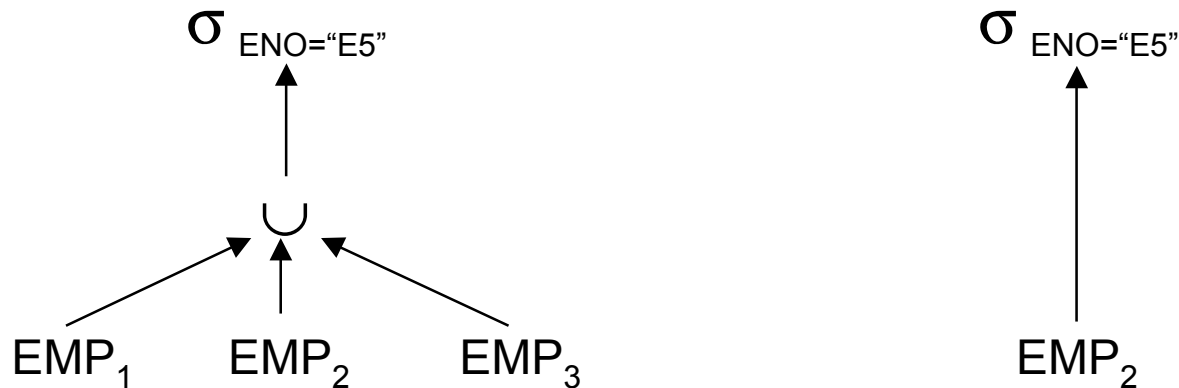
■ Reduction with selection

⇒ Relation R and $F_R = \{R_1, R_2, \dots, R_w\}$ where $R_j = \sigma_{p_j}(R)$

$$\sigma_{p_i}(R_j) = \phi \text{ if } \forall x \text{ in } R: \neg(p_i(x) \wedge p_j(x))$$

⇒ Example

```
SELECT *  
FROM EMP  
WHERE ENO="E5"
```



Reduction for PHF

■ Reduction with join

⇒ Possible if fragmentation is done on join attribute

⇒ Distribute join over union

$$(R_1 \cup R_2) \bowtie S \Leftrightarrow (R_1 \bowtie S) \cup (R_2 \bowtie S)$$

⇒ Given $R_i = \sigma_{p_i}(R)$ and $R_j = \sigma_{p_j}(R)$

$$R_i \bowtie R_j = \phi \text{ if } \forall x \text{ in } R_i, \forall y \text{ in } R_j: \neg(p_i(x) \wedge p_j(y))$$

Reduction for PHF

■ Reduction with join - Example

▣ Assume EMP is fragmented as before and

$ASG_1: \sigma_{ENO \leq "E3"}(ASG)$

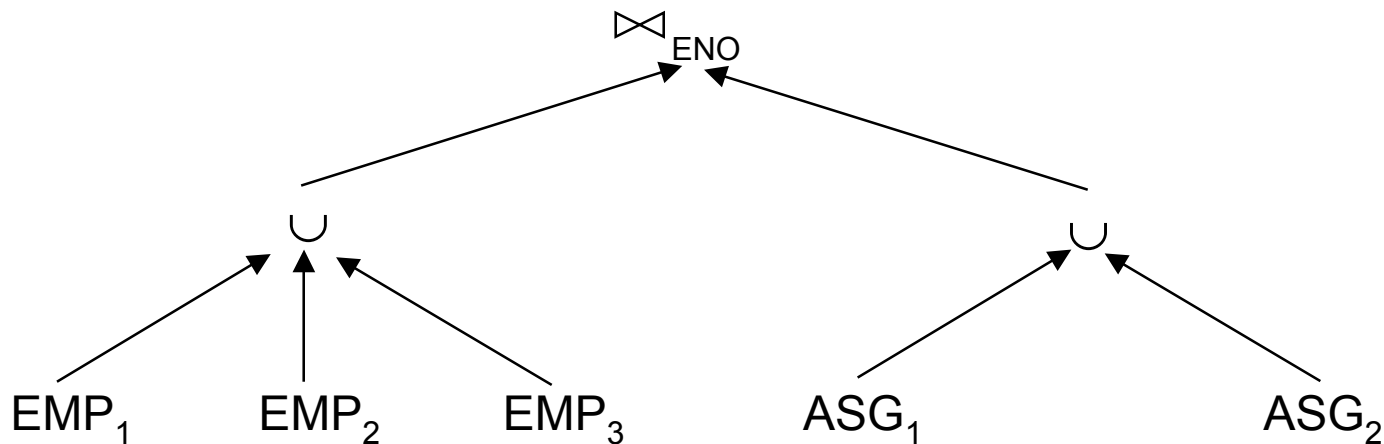
$ASG_2: \sigma_{ENO > "E3"}(ASG)$

▣ Consider the query

SELECT*

FROM EMP, ASG

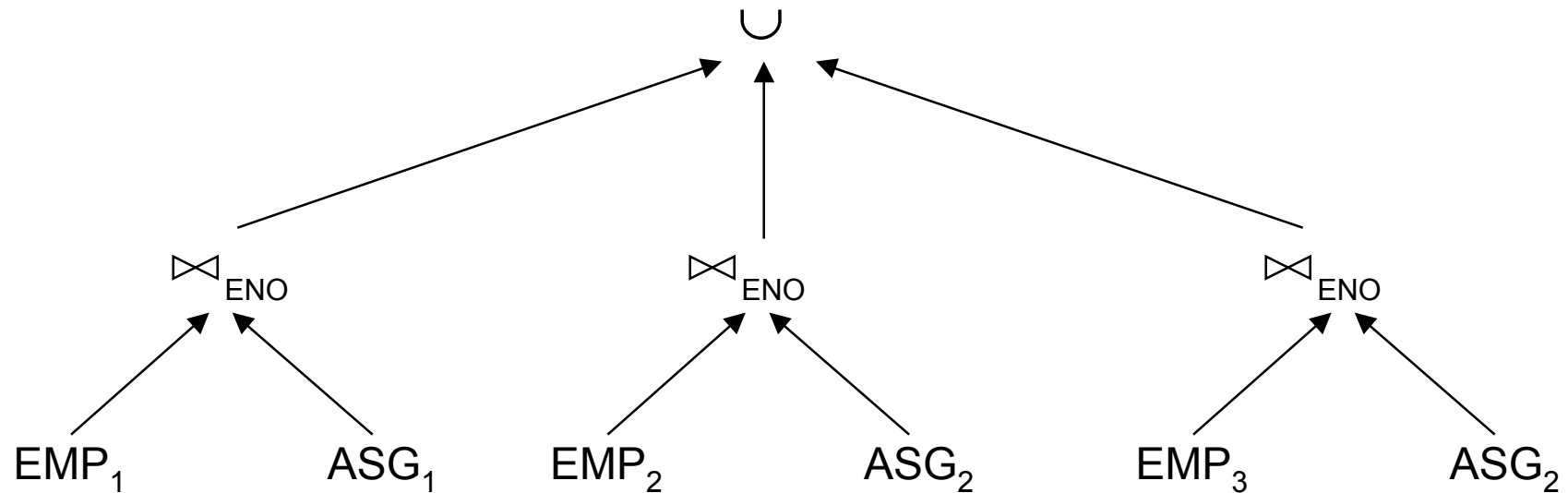
WHERE EMP.ENO=ASG.ENO



Reduction for PHF

■ Reduction with join - Example

- ▶ Distribute join over unions
- ▶ Apply the reduction rule



Reduction for VF

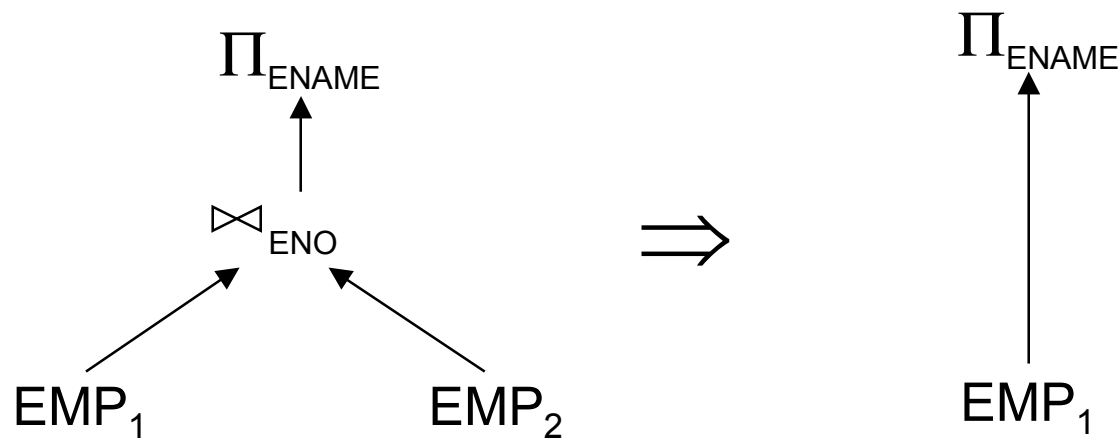
- Find useless (not empty) intermediate relations

Relation R defined over attributes $A = \{A_1, \dots, A_n\}$ vertically fragmented as $R_i = \Pi_{A'}(R)$ where $A' \subseteq A$:

$\Pi_{D,K}(R_i)$ is useless if the set of projection attributes D is not in A'

Example: $EMP_1 = \Pi_{ENO,ENAME}(EMP)$; $EMP_2 = \Pi_{ENO,TITLE}(EMP)$

```
SELECT  ENAME
FROM    EMP
```



Reduction for DHF

■ Rule :

- ▣ Distribute joins over unions
- ▣ Apply the join reduction for horizontal fragmentation

■ Example

$ASG_1: ASG \bowtie_{ENO} EMP_1$

$ASG_2: ASG \bowtie_{ENO} EMP_2$

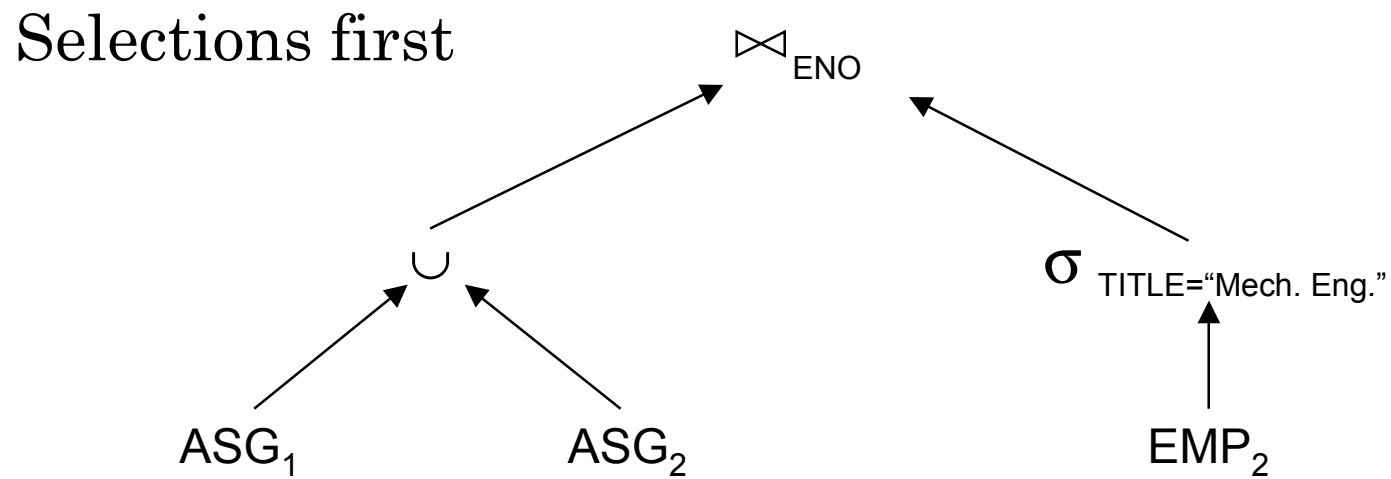
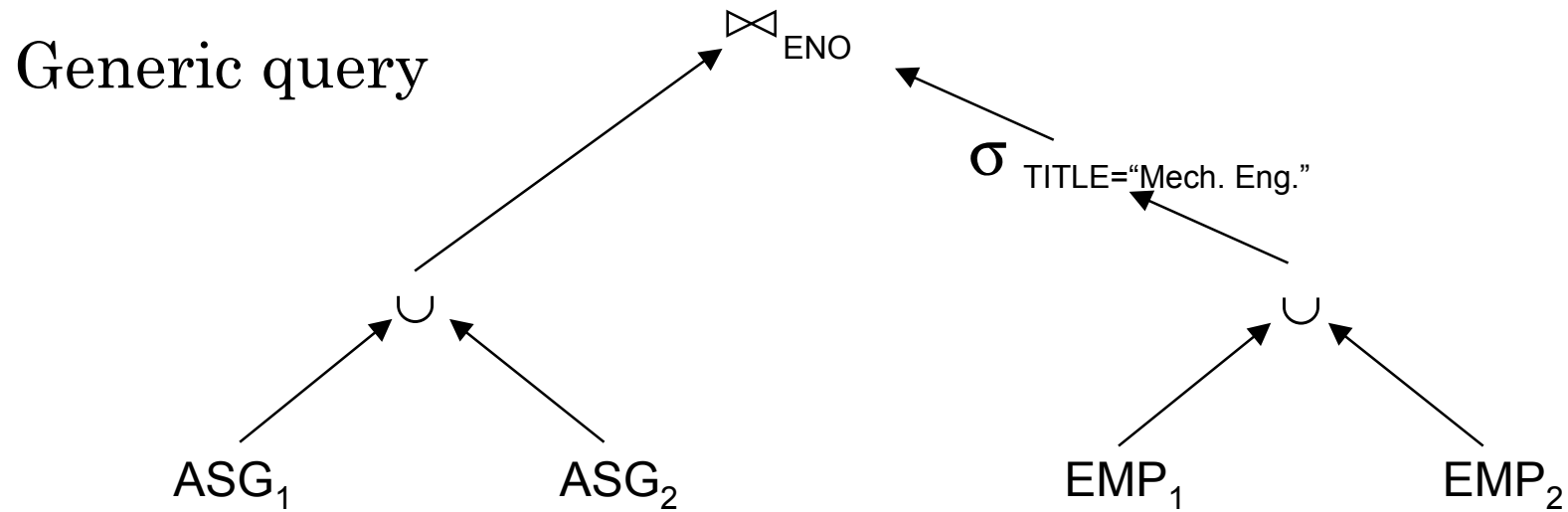
$EMP_1: \sigma_{TITLE="Programmer"}(EMP)$

$EMP_2: \sigma_{TITLE="Programmer"}(EMP)$

Query

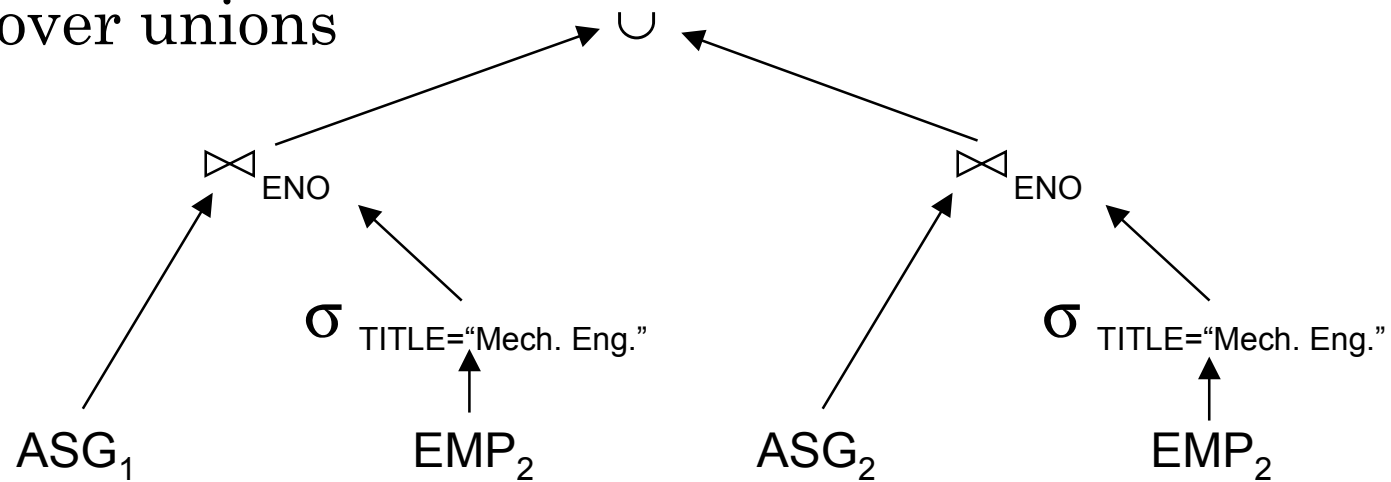
```
SELECT      *
FROM        EMP, ASG
WHERE       ASG.ENO = EMP.ENO
AND         EMP.TITLE = "Mech. Eng."
```

Reduction for DHF

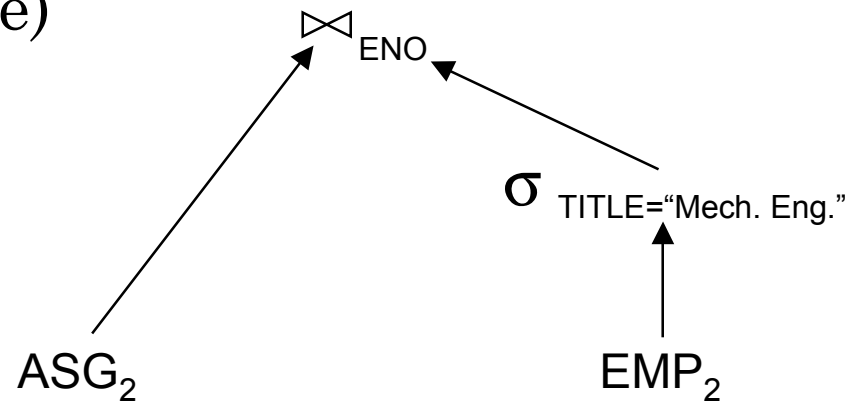


Reduction for DHF

Joins over unions



Elimination of the empty intermediate relations
(left sub-tree)



Reduction for HF

- Combine the rules already specified:
 - Remove **empty relations** generated by contradicting selections on horizontal fragments;
 - Remove **useless relations** generated by projections on vertical fragments;
 - Distribute **joins over unions** in order to isolate and remove useless joins.

Reduction for HF

Example

Consider the following hybrid fragmentation:

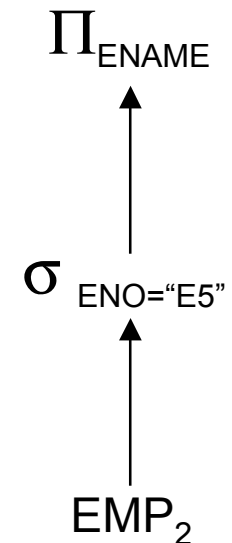
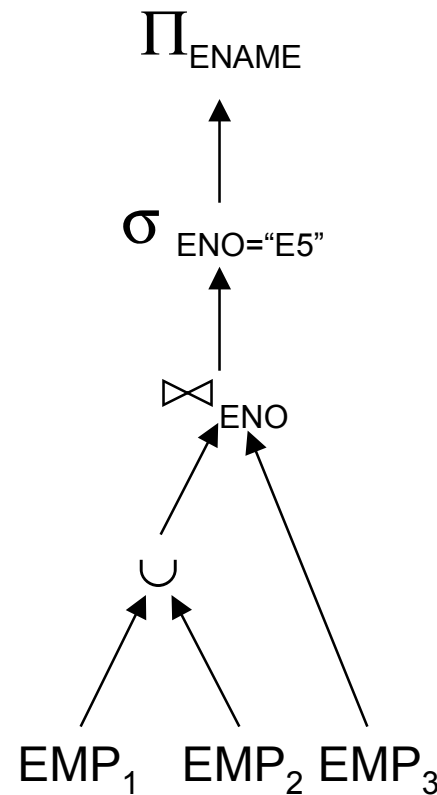
$$EMP_1 = \sigma_{ENO \leq "E4"} (\Pi_{ENO, ENAME} (EMP))$$

$$EMP_2 = \sigma_{ENO > "E4"} (\Pi_{ENO, ENAME} (EMP))$$

$$EMP_3 = \Pi_{ENO, TITLE} (EMP)$$

and the query

```
SELECT      ENAME
FROM        EMP
WHERE       ENO = "E5"
```



Step 3 – Global Query Optimization

Input: Fragment query

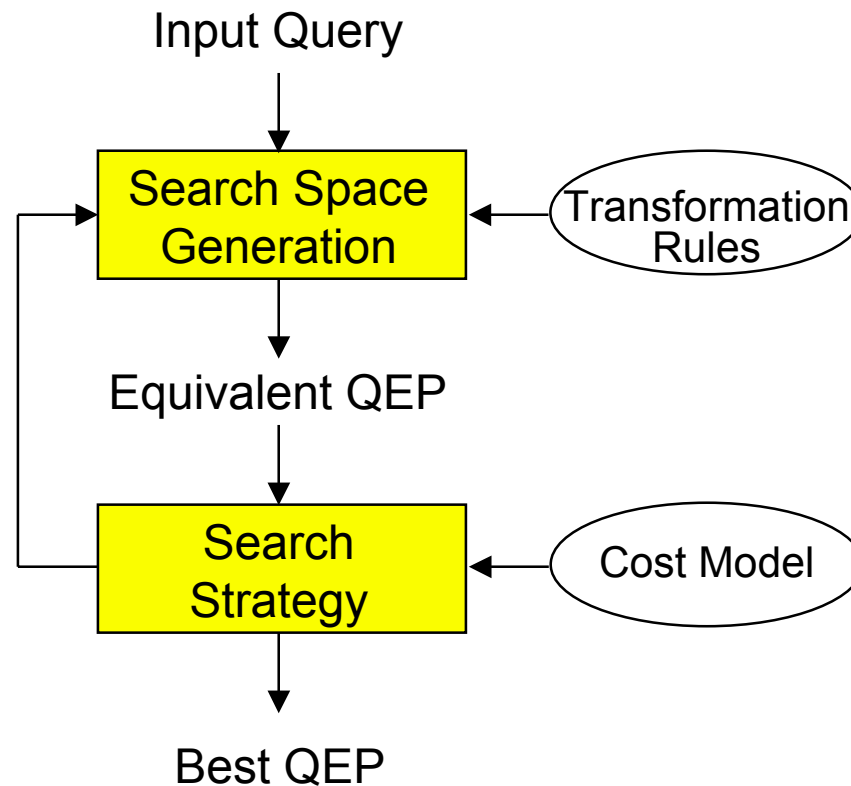
■ Find the *best* (not necessarily optimal) global schedule

- ▣▶ Minimize a cost function
- ▣▶ Distributed join processing
 - ◆ Bushy vs. linear trees
 - ◆ Which relation to ship where?
 - ◆ Ship-whole vs ship-as-needed
- ▣▶ Decide on the use of semijoins
 - ◆ Semijoin saves on communication at the expense of more local processing.
- ▣▶ Join methods
 - ◆ nested loop vs ordered joins (merge join or hash join)

Cost-Based Optimization

- Solution space
 - The set of equivalent algebra expressions (query trees).
- Cost function (in terms of time)
 - I/O cost + CPU cost + communication cost
 - These might have different weights in different distributed environments (LAN vs WAN).
 - Can also maximize throughput
- Search algorithm
 - How do we move inside the solution space?
 - Exhaustive search, heuristic algorithms (iterative improvement, simulated annealing, genetic,...)

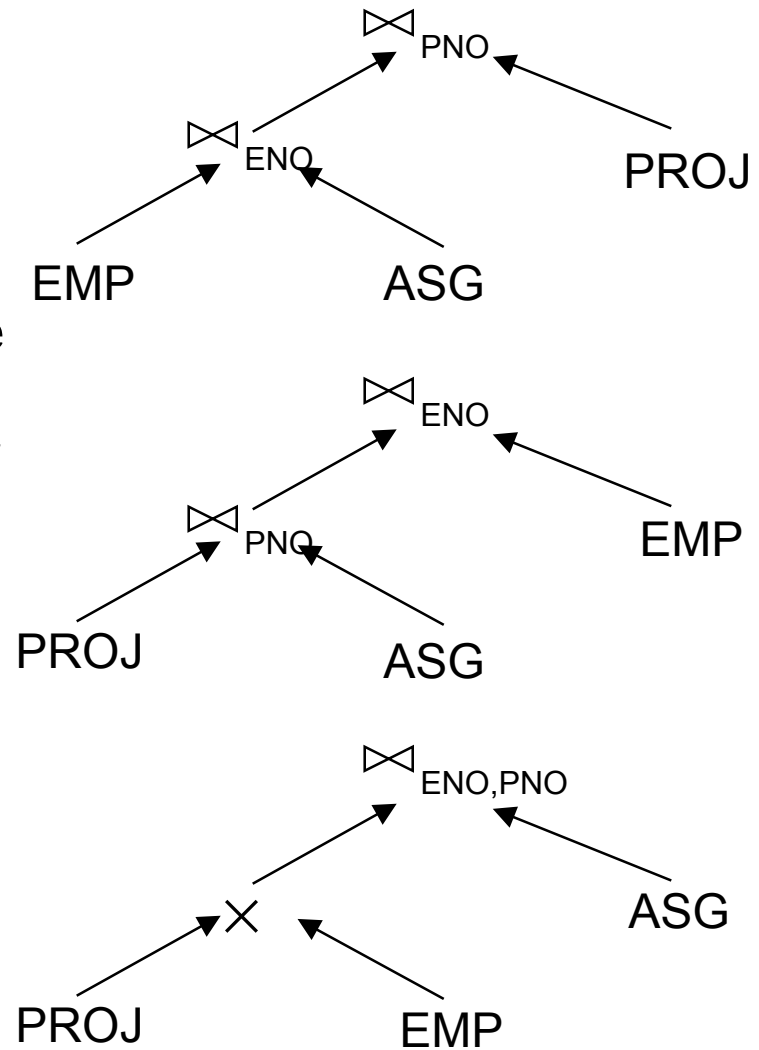
Query Optimization Process



Search Space

- Search space characterized by alternative execution plans
- Focus on join trees
- For N relations, there are $O(N!)$ equivalent join trees that can be obtained by applying commutativity and associativity rules

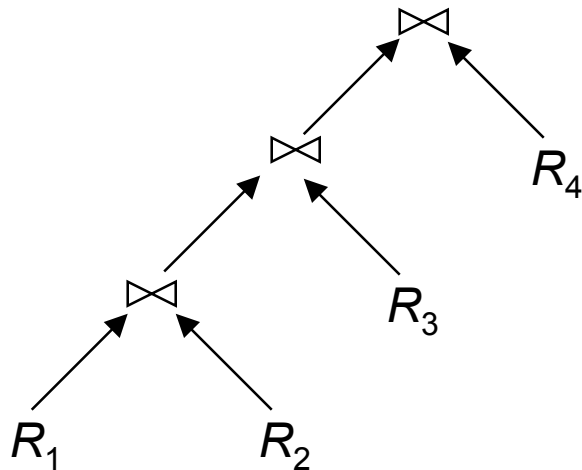
```
SELECT   ENAME, RESP
FROM     EMP, ASG, PROJ
WHERE    EMP.ENO=ASG.ENO
AND     ASG.PNO=PROJ.PNO
```



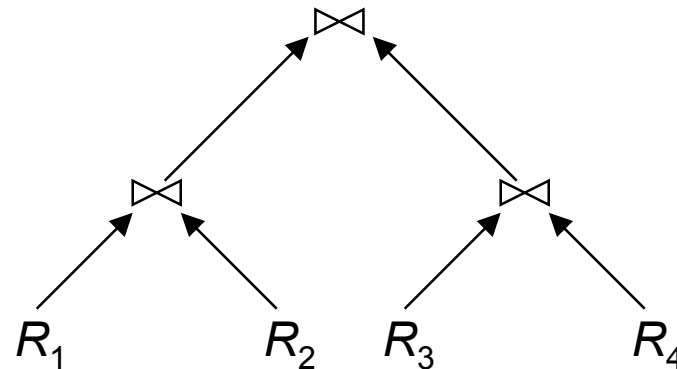
Search Space

- Restrict by means of heuristics
 - Perform unary operations before binary operations
 - ...
- Restrict the shape of the join tree
 - Consider only linear trees, ignore bushy ones

Linear Join Tree



Bushy Join Tree

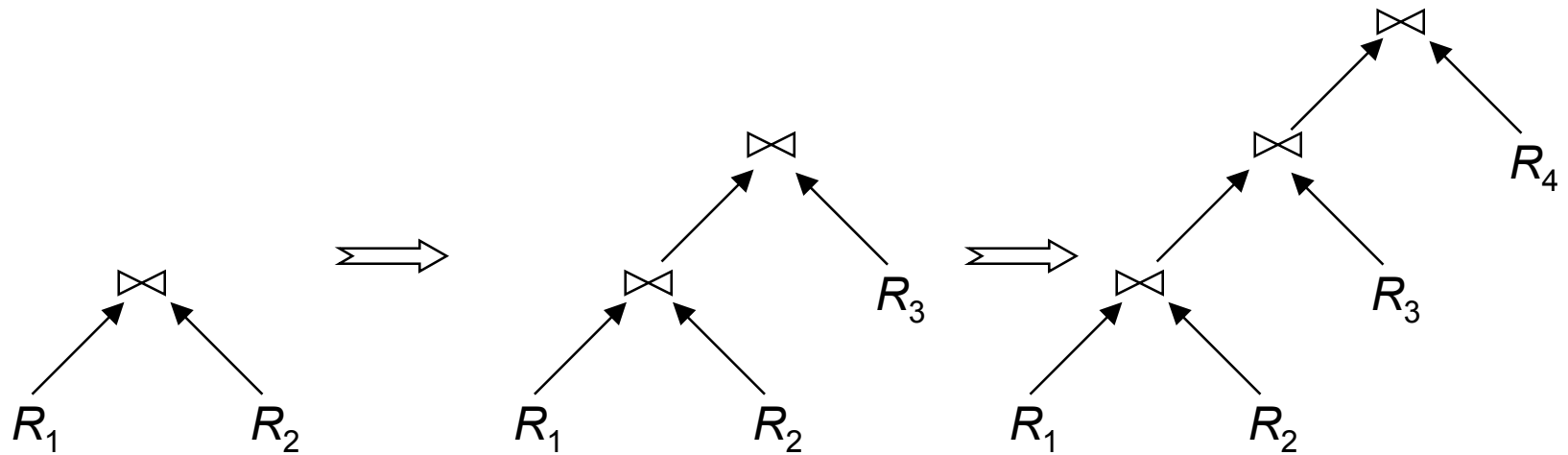


Search Strategy

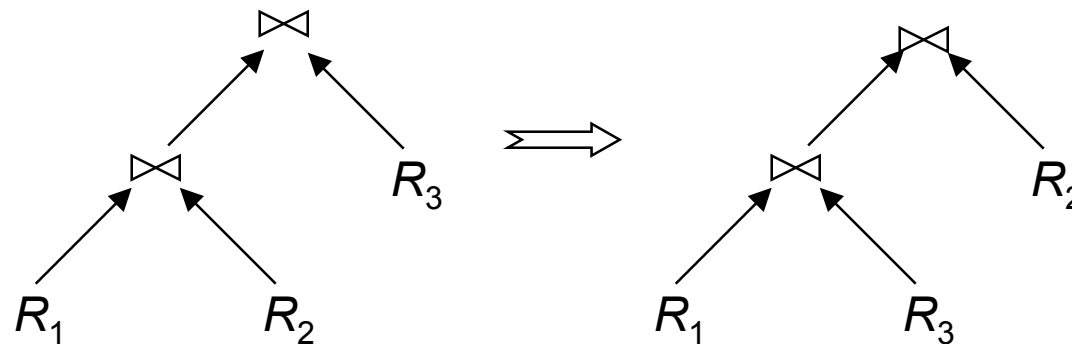
- How to “move” in the search space.
- Deterministic
 - Start from base relations and build plans by adding one relation at each step
 - Dynamic programming: breadth-first
 - Greedy: depth-first
- Randomized
 - Search for optimalities around a particular starting point
 - Trade optimization time for execution time
 - Better when $> 5-6$ relations
 - Simulated annealing
 - Iterative improvement

Search Strategies

■ Deterministic



■ Randomized



Cost Functions

■ Total Time (or Total Cost)

- Reduce each cost (in terms of time) component individually
- Do as little of each cost component as possible
- Optimizes the utilization of the resources



Increases system throughput

■ Response Time

- Do as many things as possible in parallel
- May increase total time because of increased total activity

Total Cost

Summation of all cost factors

Total cost = CPU cost + I/O cost + communication cost

CPU cost = unit instruction cost * no.of instructions

I/O cost = unit disk I/O cost * no. of disk I/Os

communication cost = message initiation + transmission

Total Cost Factors

■ Wide area network

- message initiation and transmission costs high
- local processing cost is low (fast mainframes or minicomputers)
- ratio of communication to I/O costs = 20:1

■ Local area networks

- communication and local processing costs are more or less equal
- ratio = 1:1.6

Response Time

Elapsed time between the initiation and the completion of a query

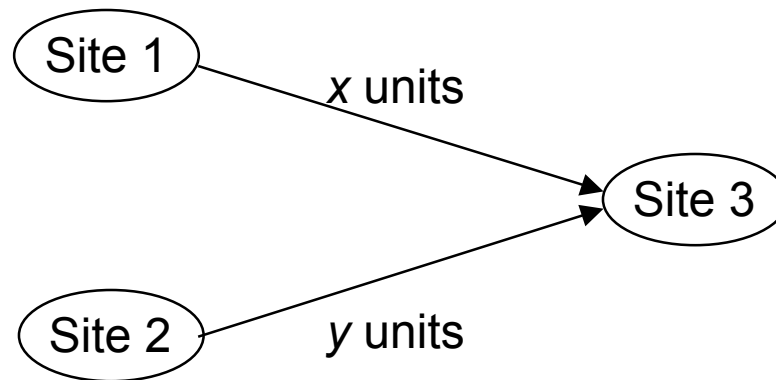
Response time = CPU time + I/O time + communication time

CPU time = unit instruction time * no. of **sequential** instructions

I/O time = unit I/O time * no. of **sequential** I/Os

communication time = unit msg initiation time *
no. of **sequential** msg + unit transmission time *
no. of **sequential** bytes

Example



Assume that only the communication cost is considered

Total time = $2 * \text{message initialization time} + \text{unit transmission time} * (x+y)$

Response time = $\max \{ \text{time to send } x \text{ from 1 to 3, time to send } y \text{ from 2 to 3} \}$

time to send x from 1 to 3 = $\text{message initialization time} + \text{unit transmission time} * x$

time to send y from 2 to 3 = $\text{message initialization time} + \text{unit transmission time} * y$

Optimization Statistics

- Primary cost factor: **size of intermediate relations**
- Make them precise more costly to maintain
 - For each relation $R[A_1, A_2, \dots, A_n]$ fragmented as R_1, \dots, R_r
 - ◆ length of each attribute: $length(A_i)$
 - ◆ the number of distinct values for each attribute in each fragment: $card(\prod_{A_i} R_j)$
 - ◆ maximum and minimum values in the domain of each attribute: $min(A_i), max(A_i)$
 - ◆ the cardinalities of each domain: $card(dom[A_i])$
 - ◆ the cardinalities of each fragment: $card(R_j)$
 - Selectivity factor of each operation for relations
 - ◆ For joins

$$SF_{\bowtie} (R,S) = \frac{card(R \bowtie S)}{card(R) * card(S)}$$

Intermediate Relation Sizes

Selection

$$size(R) = card(R) * length(R)$$

$$card(\sigma_F(R)) = SF_\sigma(F) * card(R)$$

where

$$SF_\sigma(A = value) = \frac{1}{card(\Pi_A(R))}$$

$$SF_\sigma(A > value) = \frac{max(A) - value}{max(A) - min(A)}$$

$$SF_\sigma(A < value) = \frac{value - min(A)}{max(A) - min(A)}$$

$$SF_\sigma(p(A_i) \wedge p(A_j)) = SF_\sigma(p(A_i)) * SF_\sigma(p(A_j))$$

$$SF_\sigma(p(A_i) \vee p(A_j)) = SF_\sigma(p(A_i)) + SF_\sigma(p(A_j)) - (SF_\sigma(p(A_i)) * SF_\sigma(p(A_j)))$$

$$SF_\sigma(A \in value) = SF_\sigma(A = value) * card(\{values\})$$

Intermediate Relation Sizes

Projection

$$\text{card}(\Pi_A(R)) = \text{card}(R)$$

Cartesian Product

$$\text{card}(R \times S) = \text{card}(R) * \text{card}(S)$$

Union

$$\text{upper bound: } \text{card}(R \cup S) = \text{card}(R) + \text{card}(S)$$

$$\text{lower bound: } \text{card}(R \cup S) = \max\{\text{card}(R), \text{card}(S)\}$$

Set Difference

$$\text{upper bound: } \text{card}(R - S) = \text{card}(R)$$

$$\text{lower bound: } 0$$

Intermediate Relation Size

Join

- Special case: A is a key of R and B is a foreign key of S ;

$$\text{card}(R \bowtie_{A=B} S) = \text{card}(S)$$

- More general:

$$\text{card}(R \bowtie S) = SF_{\bowtie} * \text{card}(R) * \text{card}(S)$$

Semijoin

$$\text{card}(R \ltimes_A S) = SF_{\ltimes}(S.A) * \text{card}(R)$$

where

$$SF_{\ltimes}(R \ltimes_A S) = SF_{\ltimes}(S.A) = \frac{\text{card}(\Pi_A(S))}{\text{card}(\text{dom}[A])}$$

Centralized Query Optimization

- INGRES

- ▣ dynamic

- ▣ interpretive

- System R

- ▣ static

- ▣ exhaustive search

INGRES Algorithm

- ① Decompose each multi-variable query into a sequence of mono-variable queries with a common variable
- ② Process each by a one variable query processor
 - Choose an initial execution plan (heuristics)
 - Order the rest by considering intermediate relation sizes

No statistical information is maintained

INGRES Algorithm–Decomposition

- Replace an n variable query q by a series of queries

$$q_1 \rightarrow q_2 \rightarrow \dots \rightarrow q_n$$

where q_i uses the result of q_{i-1} .

- **Detachment**

- ▣▶ Query q decomposed into $q' \rightarrow q''$ where q' and q'' have a common variable which is the result of q'

- **Tuple substitution**

- ▣▶ Replace the value of each tuple with actual values and simplify the query

$$q(V_1, V_2, \dots, V_n) \rightarrow (q'(t_1, V_2, V_2, \dots, V_n), t_1 \in R)$$

Detachment

q : **SELECT** $V_2.A_2, V_3.A_3, \dots, V_n.A_n$
FROM $R_1 V_1, \dots, R_n V_n$
WHERE $P_1(V_1.A_1')$ **AND** $P_2(V_1.A_1, V_2.A_2, \dots, V_n.A_n)$

q' : **SELECT** $V_1.A_1$ **INTO** R_1'
FROM $R_1 V_1$
WHERE $P_1(V_1.A_1)$

q'' : **SELECT** $V_2.A_2, \dots, V_n.A_n$
FROM $R_1' V_1, R_2 V_2, \dots, R_n V_n$
WHERE $P_2(V_1.A_1, V_2.A_2, \dots, V_n.A_n)$

Detachment Example

Names of employees working on CAD/CAM project

```
q1:  SELECT      EMP.ENAME
      FROM        EMP, ASG, PROJ
      WHERE       EMP.ENO=ASG.ENO
      AND         ASG.PNO=PROJ.PNO
      AND         PROJ.PNAME="CAD/CAM"
```

```
q11: SELECT      PROJ.PNO INTO JVAR
      FROM        PROJ
      WHERE       PROJ.PNAME="CAD/CAM"
```

```
q' :  SELECT      EMP.ENAME
      FROM        EMP, ASG, JVAR
      WHERE       EMP.ENO=ASG.ENO
      AND         ASG.PNO=JVAR.PNO
```

Detachment Example (cont'd)

q' : **SELECT** EMP . ENAME
 FROM EMP , ASG , JVAR
 WHERE EMP . ENO=ASG . ENO
 AND ASG . PNO=JVAR . PNO

q_{12} : **SELECT** ASG . ENO **INTO** GVAR
 FROM ASG , JVAR
 WHERE ASG . PNO=JVAR . PNO

q_{13} : **SELECT** EMP . ENAME
 FROM EMP , GVAR
 WHERE EMP . ENO=GVAR . ENO

Tuple Substitution

q_{11} is a mono-variable query

q_{12} and q_{13} is subject to tuple substitution

Assume GVAR has two tuples only: $\langle E1 \rangle$ and $\langle E2 \rangle$

Then q_{13} becomes

```
 $q_{131}$ : SELECT    EMP . ENAME  
        FROM      EMP  
        WHERE     EMP . ENO = " E1 "
```

```
 $q_{132}$ : SELECT    EMP . ENAME  
        FROM      EMP  
        WHERE     EMP . ENO = " E2 "
```

System R Algorithm

- ① Simple (i.e., mono-relation) queries are executed according to the best access path
- ② Execute joins
 - 2.1 Determine the possible ordering of joins
 - 2.2 Determine the cost of each ordering
 - 2.3 Choose the join ordering with minimal cost

System R Algorithm

For joins, two alternative algorithms :

- Nested loops

- for each** tuple of *external* relation (cardinality n_1)
 - for each** tuple of *internal* relation (cardinality n_2)
 - join two tuples if the join predicate is true
 - end**
- end**

- ▶▶▶ Complexity: $n_1 * n_2$

- Merge join

- sort relations
 - merge relations

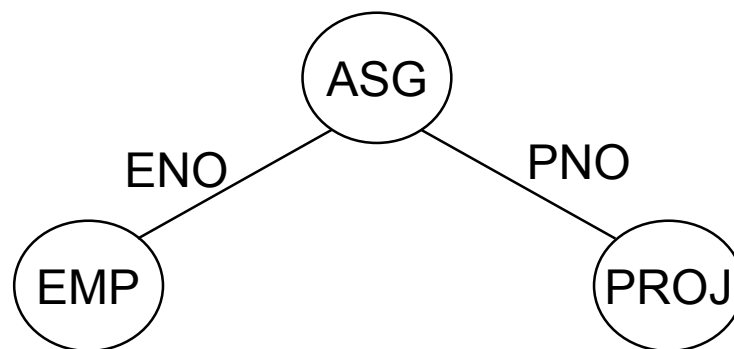
- ▶▶▶ Complexity: $n_1 + n_2$ if relations are previously sorted and equijoin

System R Algorithm – Example

Names of employees working on the CAD/CAM project

Assume

- ▶ EMP has an index on ENO,
- ▶ ASG has an index on PNO,
- ▶ PROJ has an index on PNO and an index on PNAME

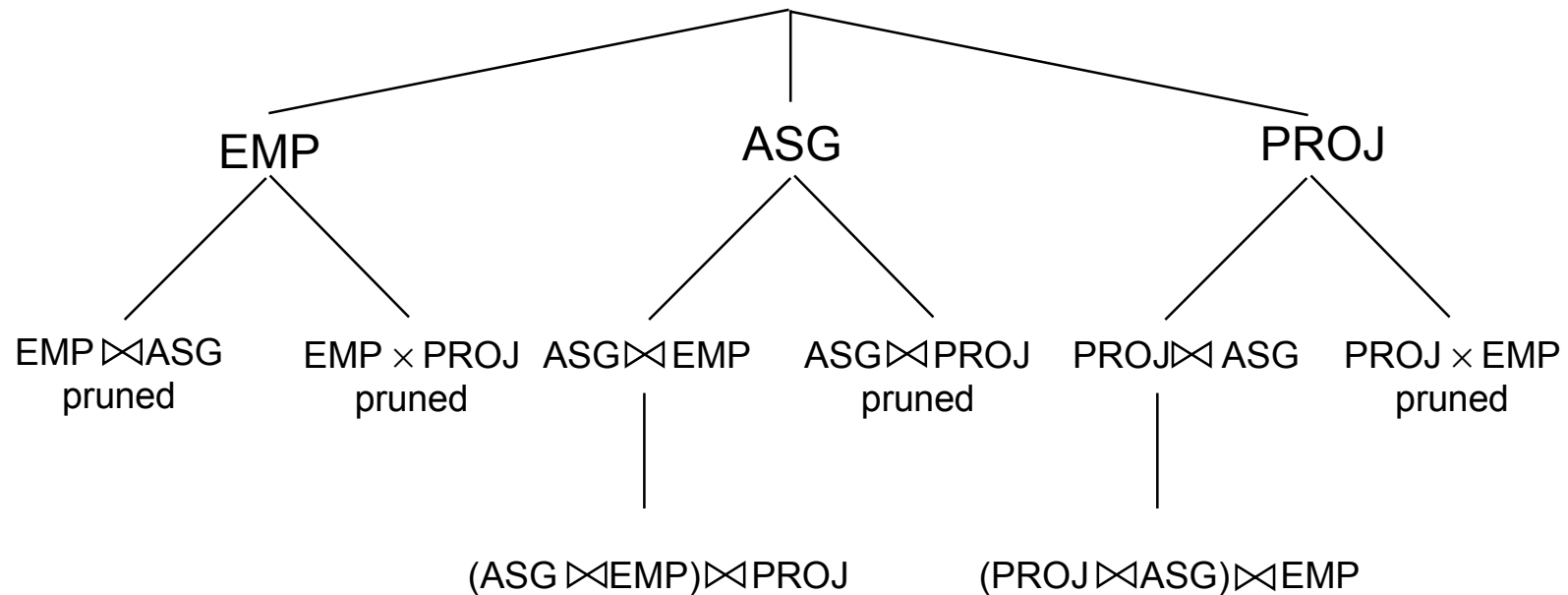


System R Example (cont'd)

- ① Choose the best access paths to each relation
 - EMP: sequential scan (no selection on EMP)
 - ASG: sequential scan (no selection on ASG)
 - PROJ: index on PNAME (there is a selection on PROJ based on PNAME)
- ② Determine the best join ordering
 - EMP ⋈ ASG ⋈ PROJ
 - ASG ⋈ PROJ ⋈ EMP
 - PROJ ⋈ ASG ⋈ EMP
 - ASG ⋈ EMP ⋈ PROJ
 - EMP × PROJ ⋈ ASG
 - PROJ × EMP ⋈ ASG
 - Select the best ordering based on the join costs evaluated according to the two methods

System R Algorithm

Alternatives



Best total join order is one of

$((ASG \bowtie EMP) \bowtie PROJ)$

$((PROJ \bowtie ASG) \bowtie EMP)$

System R Algorithm

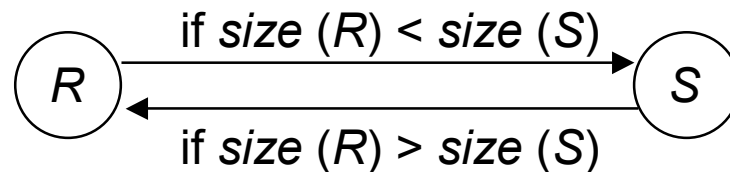
- $((\text{PROJ} \bowtie \text{ASG}) \bowtie \text{EMP})$ has a useful index on the select attribute and direct access to the join attributes of ASG and EMP
- Therefore, chose it with the following access methods:
 - select PROJ using index on PNAME
 - then join with ASG using index on PNO
 - then join with EMP using index on ENO

Join Ordering in Fragment Queries

- Ordering joins
 - Distributed INGRES
 - System R*
- Semijoin ordering
 - SDD-1

Join Ordering

- Consider two relations only

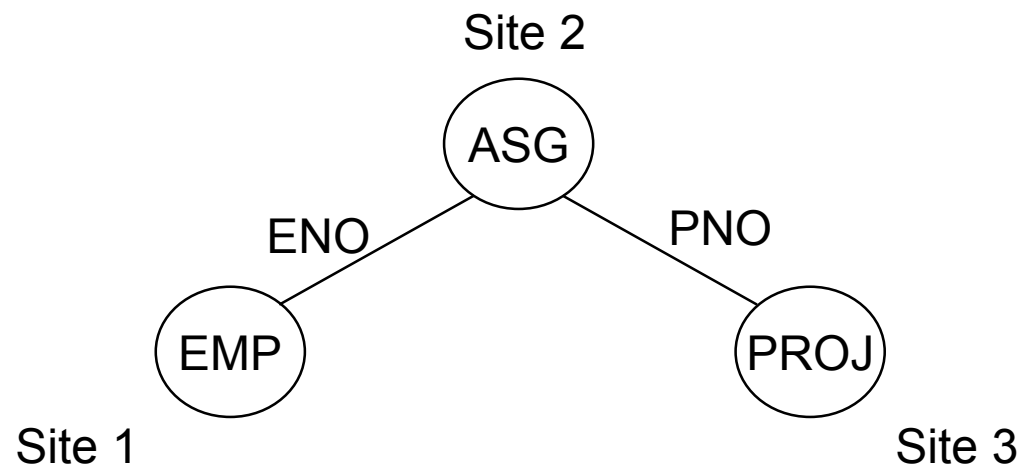


- Multiple relations more difficult because too many alternatives.
 - Compute the cost of all alternatives and select the best one.
 - ◆ Necessary to compute the size of intermediate relations which is difficult.
 - Use heuristics

Join Ordering – Example

Consider

$\text{PROJ} \bowtie_{\text{PNO}} \text{ASG} \bowtie_{\text{ENO}} \text{EMP}$



Join Ordering – Example

Execution alternatives:

1. EMP → Site 2

Site 2 computes $EMP' = EMP \bowtie ASG$

EMP' → Site 3

Site 3 computes $EMP \bowtie PROJ$

2. ASG → Site 1

Site 1 computes $EMP' = EMP \bowtie ASG$

EMP' → Site 3

Site 3 computes $EMP' \bowtie PROJ$

3. ASG → Site 3

Site 3 computes $ASG' = ASG \bowtie PROJ$

ASG' → Site 1

Site 1 computes $ASG' \bowtie EMP$

4. PROJ → Site 2

Site 2 computes $PROJ' = PROJ \bowtie ASG$

PROJ' → Site 1

Site 1 computes $PROJ' \bowtie EMP$

5. EMP → Site 2

PROJ → Site 2

Site 2 computes $EMP \bowtie PROJ \bowtie ASG$

Semijoin Algorithms

- Consider the join of two relations:

- ▮ $R[A]$ (located at site 1)

- ▮ $S[A]$ (located at site 2)

- Alternatives:

- 1 Do the join $R \bowtie_A S$

- 2 Perform one of the semijoin equivalents

$$R \bowtie_A S \Leftrightarrow (R \bowtie_A S) \bowtie_A S$$

$$\Leftrightarrow R \bowtie_A (S \bowtie_A R)$$

$$\Leftrightarrow (R \bowtie_A S) \bowtie_A (S \bowtie_A R)$$

Semijoin Algorithms

- Perform the join
 - send R to Site 2
 - Site 2 computes $R \bowtie_A S$
- Consider semijoin $(R \bowtie_A S) \bowtie_A S$
 - $S' \leftarrow \Pi_A(S)$
 - $S' \rightarrow$ Site 1
 - Site 1 computes $R' = R \bowtie_A S'$
 - $R' \rightarrow$ Site 2
 - Site 2 computes $R' \bowtie_A S$

Semijoin is better if

$$size(\Pi_A(S)) + size(R \bowtie_A S) < size(R)$$

Distributed Query Processing

Algorithms	Opt. Timing	Objective Function	Opt. Factors	Network Topology	Semijoin	Stats	Fragments
Dist. INGRES	Dynamic	Resp. time or Total time	Msg. Size, Proc. Cost	General or Broadcast	No	1	Horizontal
R*	Static	Total time	No. Msg., Msg. Size, IO, CPU	General or Local	No	1, 2	No
SDD-1	Static	Total time	Msg. Size	General	Yes	1,3,4, 5	No

1: relation cardinality; 2: number of unique values per attribute; 3: join selectivity factor; 4: size of projection on each join attribute; 5: attribute size and tuple size

Distributed INGRES Algorithm

Same as the centralized version except

- Movement of relations (and fragments) need to be considered
- Optimization with respect to communication cost or response time possible

R* Algorithm

- Cost function includes local processing as well as transmission
- Considers only joins
- Exhaustive search
- Compilation
- Published papers provide solutions to handling horizontal and vertical fragmentations but the implemented prototype does not

R* Algorithm

Performing joins

■ Ship whole

- larger data transfer
- smaller number of messages
- better if relations are small

■ Fetch as needed

- number of messages = $O(\text{cardinality of external relation})$
- data transfer per message is minimal
- better if relations are large and the selectivity is good

R* Algorithm – Vertical Partitioning & Joins

1. Move outer relation tuples to the site of the inner relation
 - (a) Retrieve outer tuples
 - (b) Send them to the inner relation site
 - (c) Join them as they arrive

$$\begin{aligned} \text{Total Cost} = & \text{cost}(\text{retrieving qualified outer tuples}) \\ & + \text{no. of outer tuples fetched} * \\ & \quad \text{cost}(\text{retrieving qualified inner tuples}) \\ & + \text{msg. cost} * (\text{no. outer tuples fetched} * \\ & \quad \text{avg. outer tuple size}) / \text{msg. size} \end{aligned}$$

R* Algorithm – Vertical Partitioning & Joins

2. Move inner relation to the site of outer relation

cannot join as they arrive; they need to be stored

$$\begin{aligned} \text{Total Cost} = & \text{cost}(\text{retrieving qualified outer tuples}) \\ & + \text{no. of outer tuples fetched} * \\ & \quad \text{cost}(\text{retrieving matching inner tuples} \\ & \quad \text{from temporary storage}) \\ & + \text{cost}(\text{retrieving qualified inner tuples}) \\ & + \text{cost}(\text{storing all qualified inner tuples} \\ & \quad \text{in temporary storage}) \\ & + \text{msg. cost} * (\text{no. of inner tuples fetched} * \\ & \quad \text{avg. inner tuple size}) / \text{msg. size} \end{aligned}$$

R* Algorithm – Vertical Partitioning & Joins

3. Move both inner and outer relations to another site

$$\begin{aligned} \text{Total cost} = & \text{cost}(\text{retrieving qualified outer tuples}) \\ & + \text{cost}(\text{retrieving qualified inner tuples}) \\ & + \text{cost}(\text{storing inner tuples in storage}) \\ & + \text{msg. cost} * (\text{no. of outer tuples fetched} * \\ & \quad \text{avg. outer tuple size}) / \text{msg. size} \\ & + \text{msg. cost} * (\text{no. of inner tuples fetched} * \\ & \quad \text{avg. inner tuple size}) / \text{msg. size} \\ & + \text{no. of outer tuples fetched} * \\ & \quad \text{cost}(\text{retrieving inner tuples from} \\ & \quad \text{temporary storage}) \end{aligned}$$

R* Algorithm – Vertical Partitioning & Joins

4. Fetch inner tuples as needed

- (a) Retrieve qualified tuples at outer relation site
- (b) Send request containing join column value(s) for outer tuples to inner relation site
- (c) Retrieve matching inner tuples at inner relation site
- (d) Send the matching inner tuples to outer relation site
- (e) Join as they arrive

$$\begin{aligned} \text{Total Cost} = & \text{cost}(\text{retrieving qualified outer tuples}) \\ & + \text{msg. cost} * (\text{no. of outer tuples fetched}) \\ & + \text{no. of outer tuples fetched} * (\text{no. of} \\ & \text{inner tuples fetched} * \text{avg. inner tuple} \\ & \text{size} * \text{msg. cost} / \text{msg. size}) \\ & + \text{no. of outer tuples fetched} * \\ & \text{cost}(\text{retrieving matching inner tuples} \\ & \text{for one outer value}) \end{aligned}$$

SDD-1 Algorithm

- Based on the **Hill Climbing Algorithm**
 - Semijoins
 - No replication
 - No fragmentation
 - Cost of transferring the result to the user site from the final result site is not considered
 - Can minimize either total time or response time

Hill Climbing Algorithm

Assume join is between three relations.

Step 1: Do initial processing

Step 2: Select initial feasible solution (ES_0)

2.1 Determine the candidate result sites - sites where a relation referenced in the query exist

2.2 Compute the cost of transferring all the other referenced relations to each candidate site

2.3 ES_0 = candidate site with minimum cost

Step 3: Determine candidate splits of ES_0 into $\{ES_1, ES_2\}$

3.1 ES_1 consists of sending one of the relations to the other relation's site

3.2 ES_2 consists of sending the join of the relations to the final result site

Hill Climbing Algorithm

Step 4: Replace ES_0 with the split schedule which gives

$$cost(ES_1) + cost(\text{local join}) + cost(ES_2) < cost(ES_0)$$

Step 5: Recursively apply steps 3–4 on ES_1 and ES_2 until no such plans can be found

Step 6: Check for redundant transmissions in the final plan and eliminate them.

Hill Climbing Algorithm – Example

What are the salaries of engineers who work on the CAD/CAM project?

$$\Pi_{\text{SAL}}(\text{PAY} \bowtie_{\text{TITLE}}(\text{EMP} \bowtie_{\text{ENO}}(\text{ASG} \bowtie_{\text{PNO}}(\sigma_{\text{PNAME}=\text{“CAD/CAM”}}(\text{PROJ}))))))$$

<u>Relation</u>	<u>Size</u>	<u>Site</u>
EMP	8	1
PAY	4	2
PROJ	4	3
ASG	10	4

Assume:

- Size of relations is defined as their cardinality
- Minimize total cost
- Transmission cost between two sites is 1
- Ignore local processing cost

Hill Climbing Algorithm – Example

Step 1:

Selection on PROJ; result has cardinality 1

<u>Relation</u>	<u>Size</u>	<u>Site</u>
EMP	8	1
PAY	4	2
PROJ	1	3
ASG	10	4

Hill Climbing Algorithm – Example

Step 2: Initial feasible solution

Alternative 1: Resulting site is Site 1

$$\begin{aligned}\text{Total cost} &= \text{cost}(\text{PAY} \rightarrow \text{Site 1}) + \text{cost}(\text{ASG} \rightarrow \text{Site 1}) + \text{cost}(\text{PROJ} \rightarrow \text{Site 1}) \\ &= 4 + 10 + 1 = 15\end{aligned}$$

Alternative 2: Resulting site is Site 2

$$\text{Total cost} = 8 + 10 + 1 = 19$$

Alternative 3: Resulting site is Site 3

$$\text{Total cost} = 8 + 4 + 10 = 22$$

Alternative 4: Resulting site is Site 4

$$\text{Total cost} = 8 + 4 + 1 = 13$$

Therefore $ES_0 = \{\text{EMP} \rightarrow \text{Site 4}; \text{S} \rightarrow \text{Site 4}; \text{PROJ} \rightarrow \text{Site 4}\}$

Hill Climbing Algorithm – Example

Step 3: Determine candidate splits

Alternative 1: $\{ES_1, ES_2, ES_3\}$ where

ES_1 : EMP \rightarrow Site 2

ES_2 : (EMP \bowtie PAY) \rightarrow Site 4

ES_3 : PROJ \rightarrow Site 4

Alternative 2: $\{ES_1, ES_2, ES_3\}$ where

ES_1 : PAY \rightarrow Site 1

ES_2 : (PAY \bowtie EMP) \rightarrow Site 4

ES_3 : PROJ \rightarrow Site 4

Hill Climbing Algorithm – Example

Step 4: Determine costs of each split alternative

$$\begin{aligned} \text{cost(Alternative 1)} &= \text{cost}(\text{EMP} \rightarrow \text{Site 2}) + \text{cost}((\text{EMP} \bowtie \text{PAY}) \rightarrow \text{Site 4}) + \\ &\quad \text{cost}(\text{PROJ} \rightarrow \text{Site 4}) \\ &= 8 + 8 + 1 = 17 \end{aligned}$$

$$\begin{aligned} \text{cost(Alternative 2)} &= \text{cost}(\text{PAY} \rightarrow \text{Site 1}) + \text{cost}((\text{PAY} \bowtie \text{EMP}) \rightarrow \text{Site 4}) + \\ &\quad \text{cost}(\text{PROJ} \rightarrow \text{Site 4}) \\ &= 4 + 8 + 1 = 13 \end{aligned}$$

Decision : DO NOT SPLIT

Step 5: ES_0 is the “best”.

Step 6: No redundant transmissions.

Hill Climbing Algorithm

Problems :

- ① Greedy algorithm → determines an initial feasible solution and iteratively tries to improve it
- ② If there are local minimas, it may not find global minima
- ③ If the optimal schedule has a high initial cost, it won't find it since it won't choose it as the initial feasible solution

Example : A better schedule is

PROJ → Site 4

ASG' = (PROJ \bowtie ASG) → Site 1

(ASG' \bowtie EMP) → Site 2

Total cost = 1 + 2 + 2 = 5

SDD-1 Algorithm

Initialization

- Step 1:** In the execution strategy (call it ES), include all the local processing
- Step 2:** Reflect the effects of local processing on the database profile
- Step 3:** Construct a set of beneficial semijoin operations (BS) as follows :

$$BS = \emptyset$$

For each semijoin SJ_i

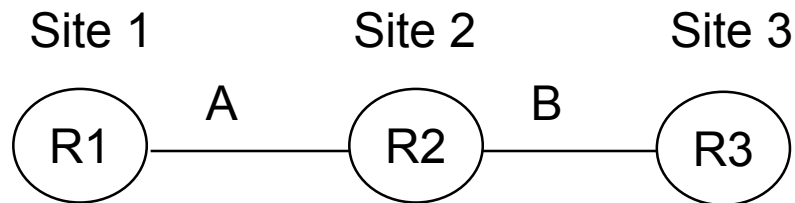
$$BS \leftarrow BS \cup SJ_i \quad \text{if } cost(SJ_i) < benefit(SJ_i)$$

SDD-1 Algorithm – Example

Consider the following query

```
SELECT  R3.C
FROM    R1, R2, R3
WHERE   R1.A = R2.A
AND     R2.B = R3.B
```

which has the following query graph and statistics:



relation	card	tuple size	relation size
R1	30	50	1500
R2	100	30	3000
R3	50	40	2000

attribute	SF_{\times}	$size(\Pi_{\text{attribute}})$
R1.A	0.3	36
R2.A	0.8	320
R2.B	1.0	400
R3.B	0.4	80

SDD-1 Algorithm – Example

■ Beneficial semijoins:

⇒ $SJ_1 = R2 \bowtie R1$, whose benefit is
 $2100 = (1 - 0.3) * 3000$ and cost is 36

⇒ $SJ_2 = R2 \bowtie R3$, whose benefit is
 $1800 = (1 - 0.4) * 3000$ and cost is 80

■ Nonbeneficial semijoins:

⇒ $SJ_3 = R1 \bowtie R2$, whose benefit is
 $300 = (1 - 0.8) * 1500$ and cost is 320

⇒ $SJ_4 = R3 \bowtie R2$, whose benefit is 0 and cost is 400

SDD-1 Algorithm

Iterative Process

Step 4: Remove the most beneficial SJ_i from BS and append it to ES

Step 5: Modify the database profile accordingly

Step 6: Modify BS appropriately

- ➡ compute new benefit/cost values

- ➡ check if any new semijoin need to be included in BS

Step 7: If $BS \neq \emptyset$, go back to Step 4.

SDD-1 Algorithm – Example

■ Iteration 1:

➤ Remove SJ_1 from BS and add it to ES .

➤ Update statistics

$$size(R2) = 900 (= 3000 * 0.3)$$

$$SF_{\times}(R2.A) = \sim 0.8 * 0.3 = \sim 0.24$$

■ Iteration 2:

➤ Two beneficial semijoins:

$SJ_2 = R2' \bowtie R3$, whose benefit is $540 = (1 - 0.4) * 900$ and cost is 200

$SJ_3 = R1 \bowtie R2'$, whose benefit is $1140 = (1 - 0.24) * 1500$ and cost is 96

➤ Add SJ_3 to ES

➤ Update statistics

$$size(R1) = 360 (= 1500 * 0.24)$$

$$SF_{\times}(R1.A) = \sim 0.3 * 0.24 = 0.072$$

SDD-1 Algorithm – Example

■ Iteration 3:

- No new beneficial semijoins.
- Remove remaining beneficial semijoin SJ_2 from BS and add it to ES .
- Update statistics

$$size(R_2) = 360 (= 900 * 0.4)$$

Note: selectivity of R_2 may also change, but not important in this example.

SDD-1 Algorithm

Assembly Site Selection

Step 8: Find the site where the largest amount of data resides and select it as the assembly site

Example:

Amount of data stored at sites:

Site 1: 360

Site 2: 360

Site 3: 2000

Therefore, Site 3 will be chosen as the assembly site.

SDD-1 Algorithm

Postprocessing

Step 9: For each R_i at the assembly site, find the semijoins of the type

$$R_i \bowtie R_j$$

where the total cost of ES without this semijoin is smaller than the cost with it and remove the semijoin from ES .

Note : There might be indirect benefits.

▣▶ Example: No semijoins are removed.

Step 10: Permute the order of semijoins if doing so would improve the total cost of ES .

▣▶ Example: Final strategy:

Send $(R_2 \bowtie R_1) \bowtie R_3$ to Site 3

Send $R_1 \bowtie R_2$ to Site 3

Step 4 – Local Optimization

Input: Best global execution schedule

- Select the best **access path**
- Use the centralized optimization techniques

Distributed Query Optimization Problems

- Cost model
 - multiple query optimization
 - heuristics to cut down on alternatives
- Larger set of queries
 - optimization only on select-project-join queries
 - also need to handle complex queries (e.g., unions, disjunctions, aggregations and sorting)
- Optimization cost vs execution cost tradeoff
 - heuristics to cut down on alternatives
 - controllable search strategies
- Optimization/reoptimization interval
 - extent of changes in database profile before reoptimization is necessary